



Construction Product Guide

Products for the suspension of building services



Find us in





HEATING, VENTILATION, FAN COIL UNITS, CHILLED BEAMS, DUCTWORK, SOLAR PANELS, CONDUIT, AIR CONDITIONING UNITS, MECHANICAL, PIPING, LADDER TRAY, CABLE BASKET, STRIP LIGHTING, HIGH BAY FLUORESCENTS, TROFFER SUPPORTS, CATENARIES, SHOPFITTING, SIGNAGE, ACOUSTIC BAFFLES, SUSPENDED CEILINGS, BRACING.

Contents

About

About Gripple page 4

Applications

Piping page 8
HVAC page 10
Electrical page 12
Lighting page 14
Modules page 16
Signage page 18
Acoustics page 20
Black Line page 22
Other Applications page 24

Products

Standard Hanger page 28
Express Hanger page 29
Angel Hanger page 30
Stainless Steel Hanger page 32
UniGrip Hanger page 34
Duct Trapeze Hanger page 36
Butterfly Trapeze Hanger page 37
Fast Trak page 44
Y-Fit & Y-Fit Accessory Hangers page 40
Cable Strut & C-Clip Hanger page 42
QT Pipe Clamp page 48
Pipe Support Bracket page 49
QT Compact Clamp page 50
Low Profile Pipe Bracket page 51
Threaded Clamp page 52

End Fixings

Loop page 56
Stud page 56
Toggle page 57
Hook page 57
Mini Hook page 58
End Stop page 58
Barrel page 59

Top Hat Barrel page 59
Eyelet page 60
45° Eyelet page 60
90° Eyelet page 61
Cladding Hook page 61
Ring Anchor page 62
Ceiling Anchor page 62
Karabiner page 63
C-Clip page 63
Shot Fire page 64
Eyelag page 64
QT Barrel page 65
Swivel Toggle page 65
Spider SX Wood Form Insert page 66
Spider SX Metal Deck Insert page 67

Accessories

Anchoring Solutions page 70
Beams & Purlins page 72
Brackets & Attachments page 73
Adapters page 76
Tools & Finishing Accessories page 78

Technical

Technical Services page 82
Hanging at Angles page 84
Cable Construction & Cross Sections page 84
Ductwork Hanger Data page 85
Pipe Support Spacing Data page 86
Usage Recommendations page 87
Quality & Approvals page 87

About Gripple

Gripple is an employee-owned company that prides itself on product innovation and a culture of charity and fun. Of the 500-strong Gripple employees working worldwide, over 100 are dedicated to serving North America. Our Territory Managers here are experts in providing suspension solutions for HVAC, Mechanical, Electrical, Lighting, Acoustics, and Signage. And our manufacturing facility and support teams in Aurora, Illinois enable us to offer flexible, centralized service to the US, Canada, and Mexico.



“...Gripple’s capabilities are recognized, admired, and trusted worldwide.”

From contractors to consultants, we offer:

- Material Take Offs (MTO's) – we'll advise on what you need and where
- CAD drawings
- Bill of Materials (Gripple product & quantities)
- On-site visits to discuss potential suspension solutions
- Product training – for specific installations or for newest products
- Regular on-site advice until job completion
- Fast product delivery



What we do

Time Savings

Save up to 85% on installation times for your suspended services when you use Gripple's cable hanger kits, as compared to traditional suspension methods. Not only is the installation faster, no pre-work, such as cutting or filing, is required.

Health & Safety


Gripple cable hanger kits are ready-to-use straight from the box, removing the need for potentially hazardous cutting on site. One box of Standard No.2 cable hanger kits weighs just 17 lbs, doing the same job as 330 lbs of threaded rod and strut. Not only is the weight and bulk of materials to carry reduced, but also the time spent working at heights.

CO₂ Savings

For every foot of Gripple cable specified to replace threaded rod, it is estimated that a savings of 2.7 lbs of embodied CO₂ is realized. This equates to a total embodied CO₂ saving of up to 95% when switching from threaded rod to Gripple cable hangers.

Aesthetics

Gripple cable hanger kits are lightweight and virtually invisible from the ground. Comparing 1/8" cable to 3/8" threaded rod, the difference is easy to see. With a trend towards exposed services, Gripple cable kits enhance the aesthetics significantly, especially in retail environments. We also offer a range of black cable kits ideal for cinemas, theaters and other areas where the ceiling is exposed or painted black (See page 22).




"OVER THE COURSE OF A \$10 MILLION JOB, **YOU'RE THROWING AWAY HALF A MILE OF ALL THREAD.** WITH **GRIPPLE**, IF YOU ARE THROWING AWAY ANYTHING IT'S THE TAIL END OF A LITTLE THIN WIRE."

CENTRAL WASHINGTON UNIVERSITY, ELLENSBURG, WA



Applications

Piping	page	8
HVAC	page	10
Electrical	page	12
Lighting	page	14
Modules	page	16
Signage	page	18
Acoustics	page	20
Black Line	page	22
Other Applications	page	24



Piping




Pipe Bracket
Beam Clamp

Page 68



Insulation
Collars

Page 73



UniGrip QT


Page 35

The Gripple® range of supports and hangers for piping applications has been developed to provide a fast and versatile solution for suspending all types of pipe and mechanical installations.


Gripple products are designed to save time & labor and reduce costs by making the installation quick and easy, allowing a contractor to be more competitive by moving onto their next job faster. Supplied in ready-to-use kits, the products in this range require no on-site cutting and eliminate the need for fabricating pipe bracket assemblies, offering enormous health and safety benefits for your project.




QT Compact
Clamp & Low
Profile Bracket
Page 51



Wall Bracket
Page 73




Spreader
Band
Page 73




Pipe Bracket
Page 49

Products shown are for internal use only. Images shown for illustrative purposes only.
Please refer to product installation instructions for full information.

HVAC




C-Clip
Page 42




Cable Strut Kit
Page 42



Standard
Hanger
Page 28



Express Hanger
Page 29



UniGrip Y-Fit
Page 35



UniGrip
Page 35

Products shown only for internal use. Images shown for illustrative purposes only.
Please refer to product installation instructions for full information.




Butterfly Trapeze
Hanger

Page 38



FastTrak

Page 44



Duct Trapeze
Hanger

Page 37



Calibra

Page 35

The Gripple® range of hangers for HVAC applications has been developed to provide a fast and versatile solution for suspending ductwork, heaters, air conditioning, radiant panels, and plenum boxes.

Our products are manufactured in the UK and USA, and are designed to save you time and labor costs, thus improving the efficiency of your installation. Unlike traditional suspension methods, Gripple kits do not require cutting or filing. Gripple suspension solutions offer aesthetic design without compromising on strength, and are supplied in ready-to-use kits with a choice of cable length and end fixing.

Electrical


Cable Strut Kit

Page 42




Standard Hanger

Page 28




UniGrip
Side Exit

Page 35




The Gripple® range of supports and hangers for electrical applications has been developed to provide a fast and versatile solution for suspending all types of electrical containment.


Gripple products are designed to save time & labor and reduce costs by making the installation quicker and easier. Supplied in ready-to-use kits, the products in this range are lightweight, require no on-site cutting, and reduce the time spent working at heights, offering enormous health and safety benefits for your project.



C-Clip
Page 42



UniGrip w/ Cable
Basket Adapter
Page 35



G-Bracket
Page 74

Products shown are for internal use only. Images shown for illustrative purposes only.
Please refer to product installation instructions for full information.




Lighting



Express
Hanger
Page 29

Standard Hanger
Page 28



The Gripple® range of suspension solutions for lighting are manufactured in the UK and USA, and have been designed to save you time, money, and labor by improving the efficiency of the installation process. Unlike traditional suspension methods, Gripple kits eliminate on-site cutting or filing, resulting in much better health and safety benefits for your team.

Our products offer a sleek, professional and discreet finish, without compromising on strength, and are supplied in ready-to-use kits with your choice of end fixing and cable length.


Cable Strut Kit

Page 42



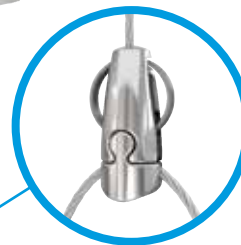
C-Clip

Page 42



Angel Hanger

Page 30



Angel has a wide range of feet options available to suit your lighting application.

See page 31 for details

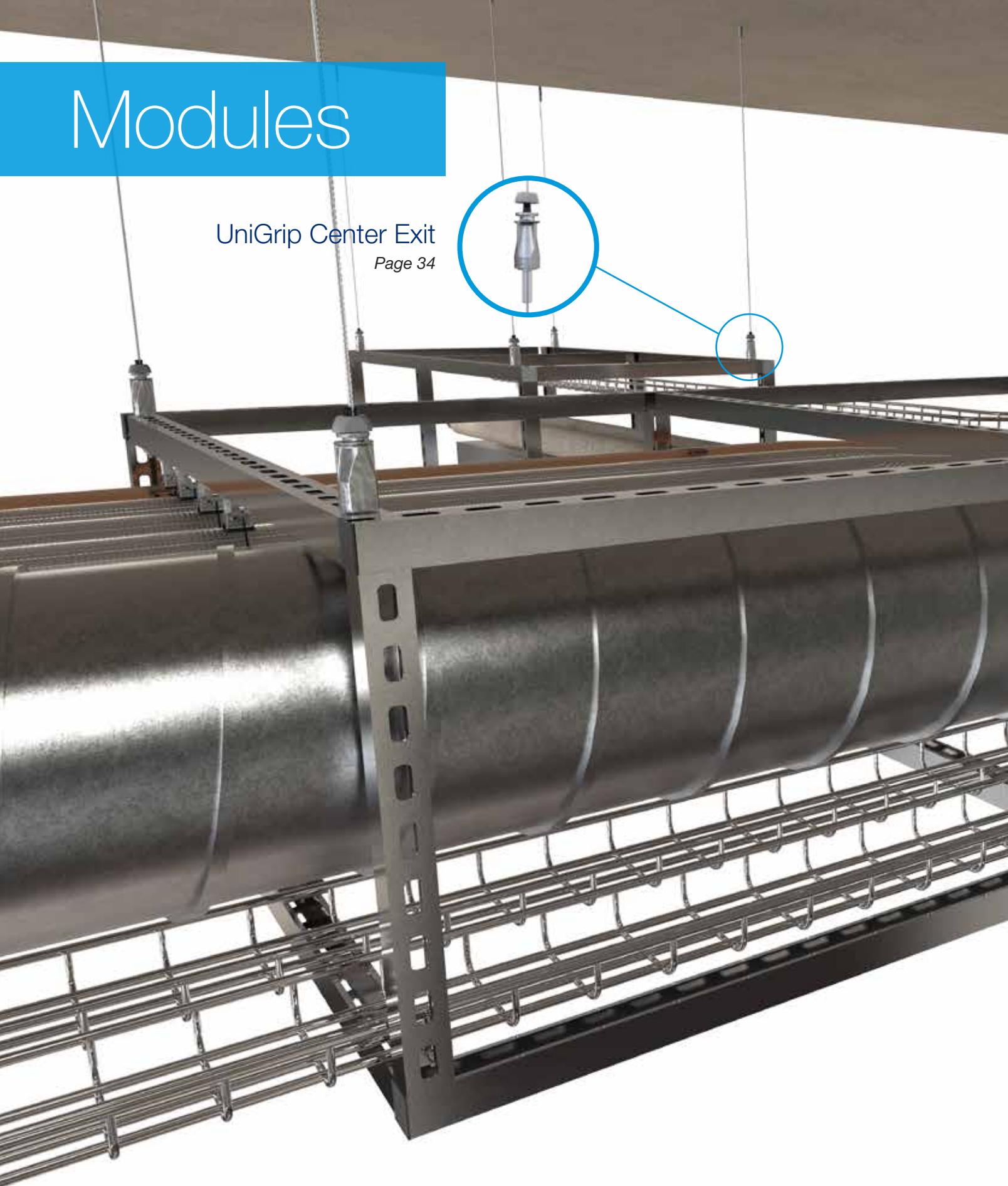


Products shown only for internal use. Images shown for illustrative purposes only.
Please refer to product installation instructions for full information.

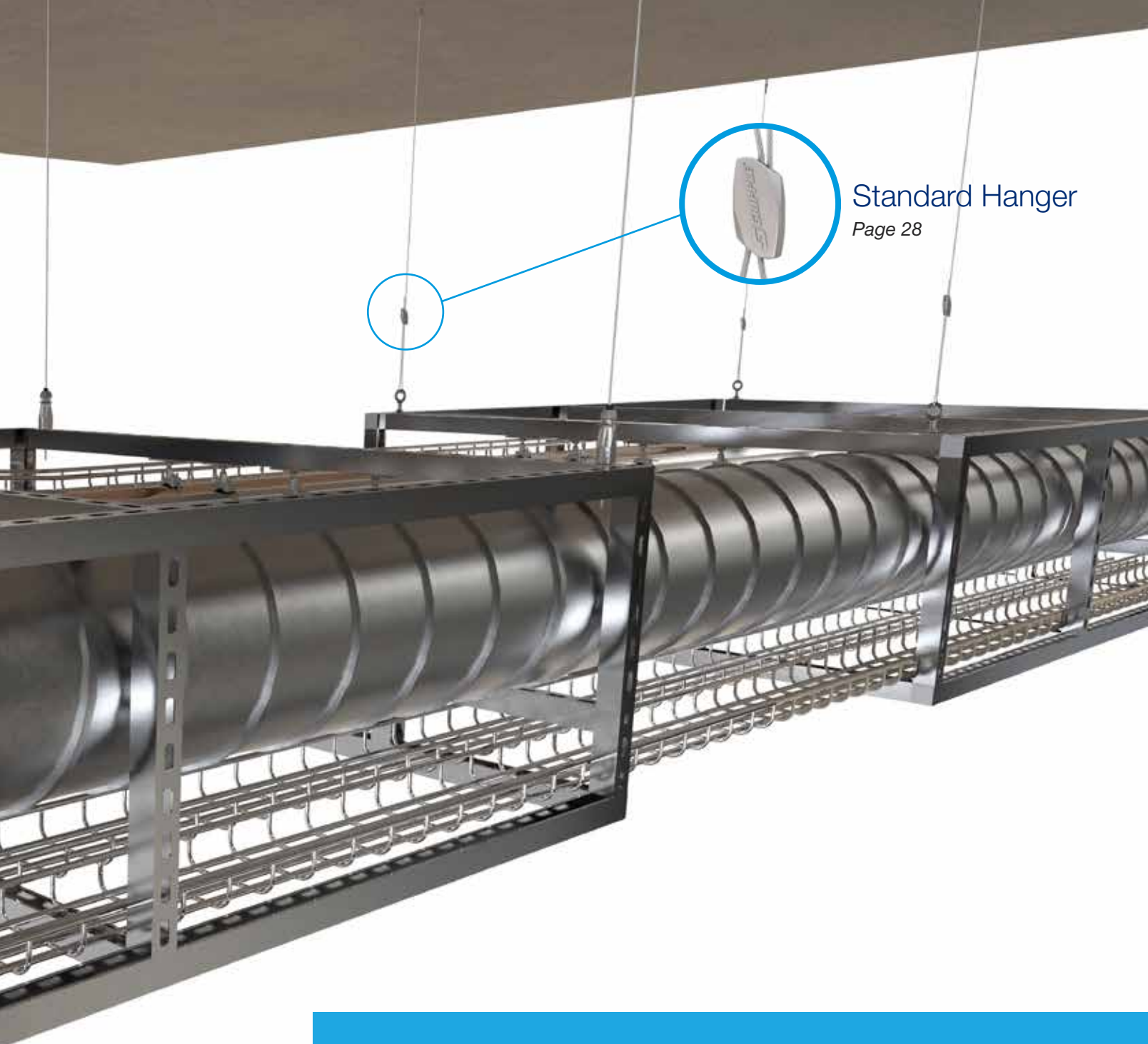
Modules

UniGrip Center Exit

Page 34



Products shown only for internal use. Images shown for illustrative purposes only.
Please refer to product installation instructions for full information.



Standard Hanger

Page 28

The Gripple® range of suspension solutions for module applications has been developed to provide fast and versatile solutions for prefabricated building services modules, even those requiring installation in tight, hard to reach places.

Our products are manufactured in the UK and USA, and are designed to save you time and labor costs, thus improving the efficiency of your installation. **As a proven method of installation**, cable hangers can be pre-installed onto modules on the ground, reducing time from module arrival on site to module installation, and with less risk of damage to the module. As a result, installation time is dramatically reduced compared to traditional methods, with no need for cutting, filing, or bending rod into place.

Signage

Angel Hook

Page 31



Angel for Signage

Page 31



The Gripple® range of signage hanger products has been developed to provide a complete solution for the suspension of all forms of signage.

The variety of kits allows for complete flexibility and adjustability, without the use of additional tools. The product design provides a sleek, professional finish, without compromising on strength.

Our kits have been designed to save you time and labor by making installation quick and easy.

Standard Hanger



Page 28



Angel has a wide range of feet options available to suit your signage application.
See page 31 for details.

Express Hanger

Page 29



Products shown only for internal use. Images shown for illustrative purposes only.
Please refer to product installation instructions for full information.




+1 630 406 0600

Acoustics


Cable Strut &
C-Clip Hanger

Page 42



Angel Hanger

Page 31




The Gripple® range of hangers for acoustic applications are manufactured in the UK and USA, and have been designed to save you time, money, and labor by improving the efficiency of the installation process. Unlike traditional hanging methods, Gripple kits require no on-site cutting or filing, and offer enormous time-saving benefits for your project.

Gripple products can fit directly into acoustic baffles, panels, and suspended ceilings, offering a sleek, professional and discreet finish without compromising on strength. All products are supplied in ready-to-use kits with your choice of end fixing and cable length.

Angel Helix

Page 31



Products shown only for internal use. Images shown for illustrative purposes only.
Please refer to product installation instructions for full information.

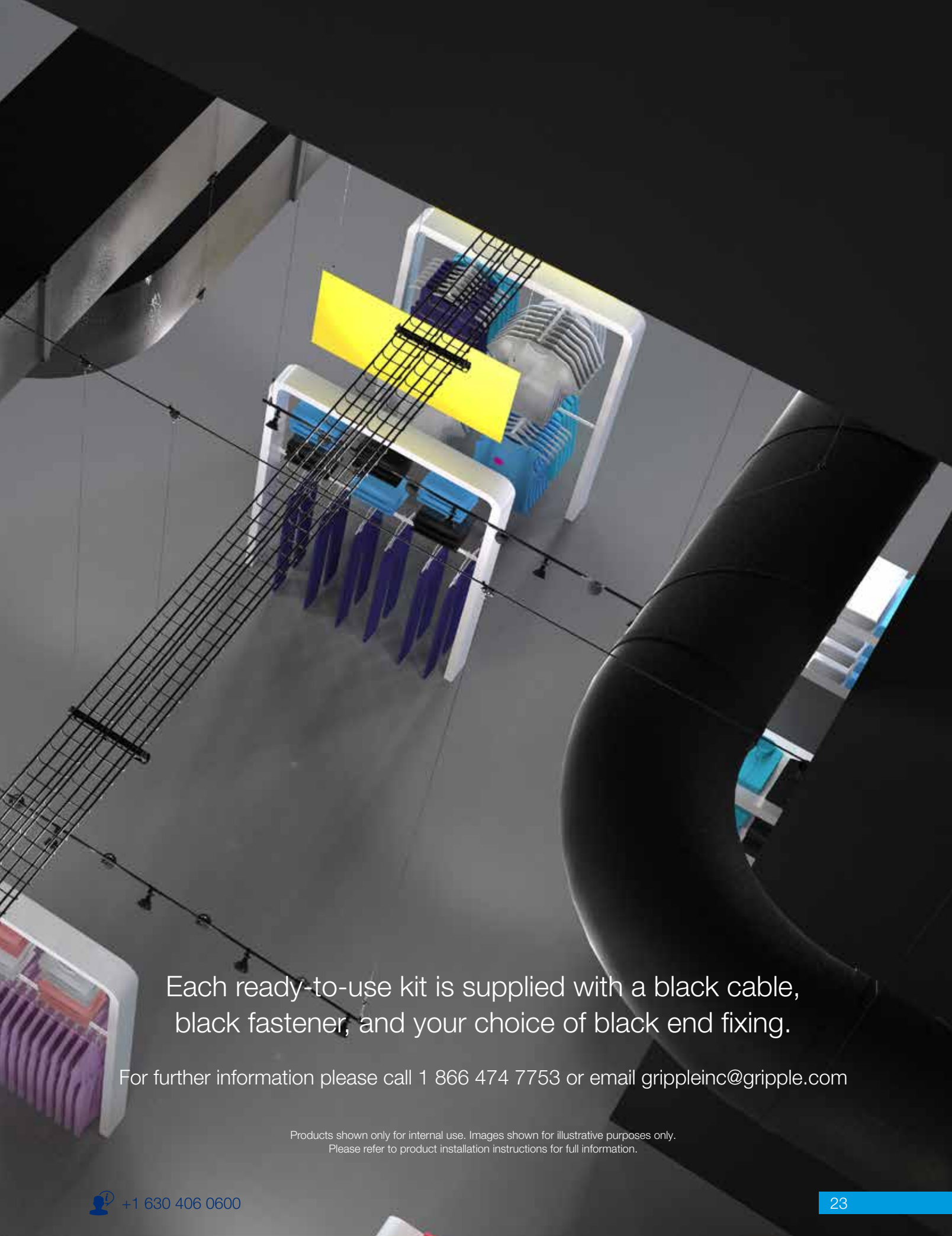
Black Line



Gripple's ready-to-use suspension kits now come with the option of a black finish to further enhance the aesthetic appeal of the range.

The slim and unobtrusive aesthetics of Gripple's cable suspension systems have always proved perfectly suited to the design of many modern buildings, either where building services in the ceiling space are left exposed and visible, or for specific applications such as the suspension of lighting.

The new Black Line of products aims to build on this success and will be ideal for use in a wide variety of environments where aesthetics and dark ceilings are prevalent, including retail spaces, theaters, exhibition venues, and concert halls.



Each ready-to-use kit is supplied with a black cable,
black fastener, and your choice of black end fixing.

For further information please call 1 866 474 7753 or email grippleinc@gripple.com

Products shown only for internal use. Images shown for illustrative purposes only.
Please refer to product installation instructions for full information.

Other Applications



Erosion Control



Rooftop Bracing Solutions



Fencing



Trellising



Solar Panel Installation



The background of the page is a composite image. The top half shows a close-up of industrial ceiling structures with corrugated metal and large pipes. The bottom half shows a worker in a high-visibility vest and hard hat walking away from the camera, pushing a blue pallet jack. The entire image is overlaid with a semi-transparent blue filter.

Products

Standard Hanger	page 28
Express Hanger	page 29
Angel Hanger	page 30
Stainless Steel Hanger	page 32
UniGrip Hanger	page 34
Duct Trapeze Hanger	page 37
Butterfly Trapeze Hanger	page 38
Y-Fit & Y-Fit Accessory Hangers	page 40
Cable Strut & C-Clip Hanger	page 42
Fast Trak	page 44
QT Twist Clamp	page 48
Pipe Bracket	page 49
QT Compact Clamp	page 50
Low Profile Bracket	page 51
Threaded Clamp	page 52

Standard Hanger

Cable hanger kit containing the original Gripple HangFast fastener, for suspending a variety of HVAC, piping, lighting, and electrical services.

- The only Gripple Hanger available in sizes No.1 thru No.5, with Safe Working Loads from 25 thru 715 lbs per hanger
- Ideal for fast suspension of any suspended service
- Up to 6 times faster to install than traditional methods
- Versatile and simple to use
- Strong, safe, and industry approved
- Aesthetically discreet and lightweight
- Fastener can be released with a Release Key to adjust or level the height of the service



Available in sizes No.1 - No.5



Supplied as ready-to-use kits with a length of cable, Standard fastener, and end fixing of your choice.

5:1 SAFETY FACTOR	No.1	No.2	No.3	No.4	No.5
LOAD RATING PER HANGER	25 lbs	100 lbs	200 lbs	495 lbs	715 lbs

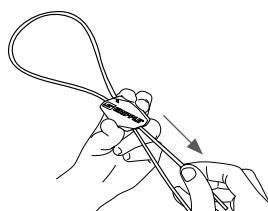
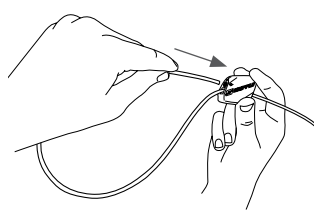
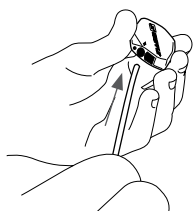
END FIXINGS
PAGE 55

ACCESSORIES
PAGE 69

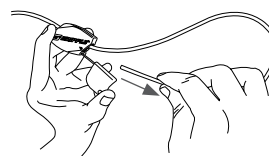
TECHNICAL
PAGE 81

HANGER KIT CODES
PAGE 33

Installation



Release*



* When releasing: 1. Remove load, 2. Insert Release Key into hole, 3. Pull tail wire out


Express Hanger

For the fast suspension of a variety of services, designed with an easy push-button release mechanism.

- The Express No.1 is ideal for signage, shopfitting, lighting, and other lightweight fixtures
- The Express No.2 is ideal for mechanical and electrical services
- Up to 6 times faster to install than traditional methods
- Discreet and aesthetic design
- Ergonomic push buttons are easy to use
- No Release Key required to adjust or level the service



Available in sizes No.1 - No.2



Supplied as ready-to-use kits with a length of cable, Express fastener, and end fixing of your choice.

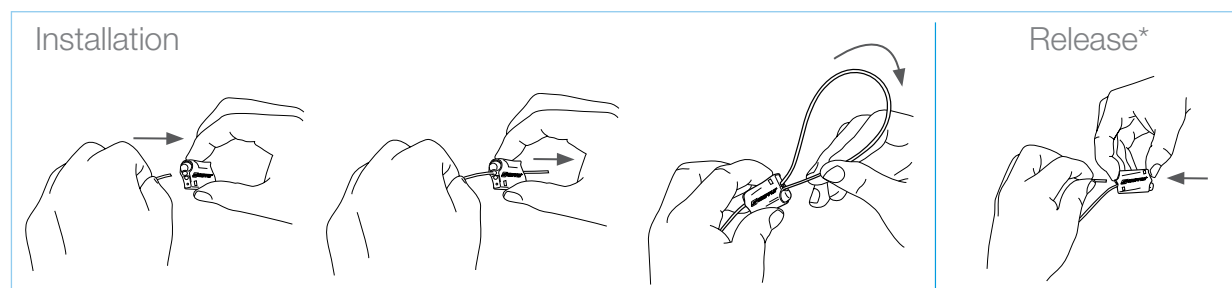
5:1 SAFETY FACTOR	No.1	No.2
LOAD RATING PER HANGER	33 lbs	100 lbs

END FIXINGS
PAGE 55

ACCESSORIES
PAGE 69

TECHNICAL
PAGE 81

HANGER KIT CODES
PAGE 33



* When releasing: 1. Remove load, 2. Push release buttons, 3. Pull tail wire out

Angel Hanger

Designed for architectural lighting suspensions, signage, acoustic baffles, and installations where aesthetics are important.

- Simple one handed operation for easy height/leveling adjustment by pressing in on "wings"
- Contemporary design to complement the overall suspension
- Extensive range of cable end fixing options allowing installation into most structure or ceiling types
- Variety of feet options to enable attachment in different ways
- Uses 1/16" cable to make the suspension as visually discreet as possible



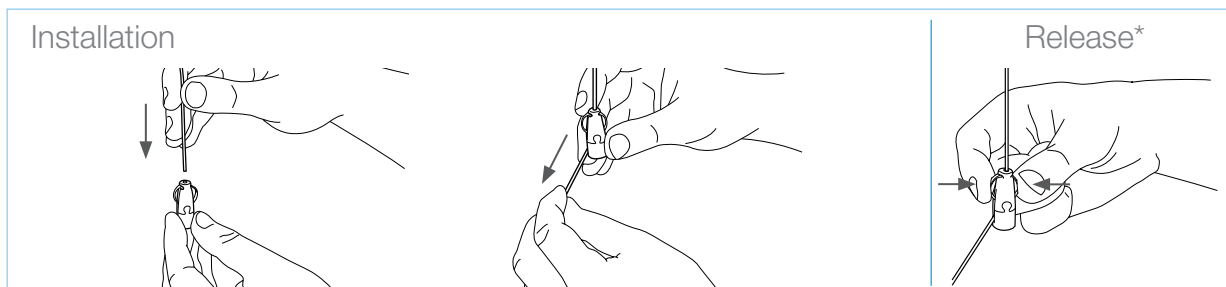
Available with a range of feet options



Supplied as ready-to-use kits with a length of cable, Angel fastener, and end fixing of your choice.

5:1 SAFETY FACTOR	No.1
LOAD RATING PER HANGER	33 lbs

END FIXINGS PAGE 55	ACCESSORIES PAGE 69	TECHNICAL PAGE 81	HANGER KIT CODES PAGE 33
------------------------	------------------------	----------------------	-----------------------------



* When releasing: 1. Remove load, 2. Squeeze wings, 3. Raise or lower on cable

Angel Feet Options

The Angel fastener is extremely versatile, with a range of feet options available to suit every application.

Y-FIT

- Dual fixing points for balance
- Ideal for suspending light fixtures
- 6", 12" or 18" leg lengths as standard
- Various end fixing options for leg attachment to service



ADJUSTABLE Y-FIT

- Adjustable legs for balance
- Simple one handed operation for easy adjustment
- Various end fixing options for leg attachment to service



HOOK

- Ideal for light fittings, signage, or for use with eyebolts, spring, and wire anchors
- Integrated hook with 1/8" clearance
- Safety clasp for security
- Side cable exit



SIGNAGE

- Ideal for signage up to 3/16" in thickness
- Grub screw for direct attachment
- Side cable exit



SWIVEL

- Swivel feature for suspension at angles up to 90°
- Available in 1/4" thread
- Female: maximum insertion depth 1/4"
- Male: 9/16" exposed thread length as standard
- Side cable exit



SIDE EXIT FEMALE

- Female threaded foot, ideal for direct attachment to light fittings, frames and acoustic panels
- Available 1/4" thread
- Maximum insertion depth 1/4"
- Side cable exit



SIDE EXIT MALE

- Threaded male foot, ideal for direct attachment to light fittings, frames and acoustic panels
- Available in 1/4" thread as standard.
- 9/16" exposed thread length as standard, custom lengths on request
- Side cable exit (Center exit also available)



KNOCKOUT

- Ideal for strip lighting with standard 7/8" knockout holes
- Slots into knockout centers and twists to lock into place
- No tools needed, or the need to remove the back of the fixture



4 POINT

- Ideal for light panels with multi fixing points
- Perfect for even balance of square modules
- Side wire exit
- Four Point disc diameter 0.63"



HELIX

- Ideal for use with acoustic panels made from fiberglass and dense foam
- Angel connects to Helix with quick twist for faster installation



Supplied as ready-to-use kits with a length of cable, Angel Hanger, and end fixing of your choice.

Stainless Steel Hanger

Used to suspend a variety of mechanical and electrical services in the food industry and high humidity environments.

- Stainless steel body and springs are corrosion resistant and long-lasting
- Ceramic rollers for extra strength and corrosion resistance
- Aesthetically discreet and lightweight
- Available in two sizes load rated up to 200 lbs SWL
- Available for use with Loop, 1/4" Stud, Hook, Y-Hook, Toggle, and Y-Toggle end fixings
- Fastener can be released with a Release Key to adjust or level the height of the service
- Like all Gripple hangers, NOT suitable for use in chlorinated or swimming pool environments



Available in sizes No.2 - No.3

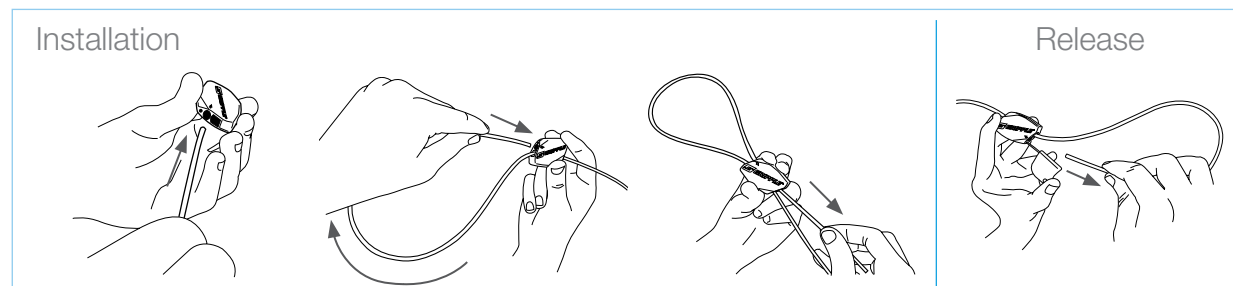


Supplied as ready-to-use kits with a length of cable, Stainless Steel fastener and end fixing of your choice.

5:1 SAFETY FACTOR LOAD RATING	No.2	No.3
	100 lbs	200 lbs

END FIXINGS PAGE 55	ACCESSORIES PAGE 69	TECHNICAL PAGE 81	HANGER KIT CODES PAGE 33
------------------------	------------------------	----------------------	-----------------------------

* When utilized in conjunction with the Stainless Steel Hook the Safety Factor becomes 4:1.



* When releasing: 1. Remove load, 2. Insert Release Key into hole, 3. Pull tail wire out.

Hanger Kit Codes

How to work out your unique product code

1

CHOOSE YOUR PRODUCT



Standard Hanger No.1

HF1



Standard Hanger No.2

HF2



Standard Hanger No.3

HF3



Standard Hanger No.4

HF4



Standard Hanger No.5

HF5



Express No.1

XP1



Express No.2

XP2



Angel Male Side Exit

AL1-SM14



Angel Male Center Exit

AL1-CM14




Angel Swivel
AL1-SF1/4W
AL1-SM1/4W



Angel Female
AL1-SF14



Angel Hook
AL1-ISH



Angel Y-Fit
AL1-YTG 300*
*Also available in 150 and 460 mm leg lengths.



Adjustable Y-Fit
AL1-YTG A300*



Angel 4-Point
AL1-FPTG300



Angel Signage
AL1-SL5



Angel Knockout
AL1-KO



Stainless Steel Hanger No. 2-3
HF2, HF3

2

CHOOSE YOUR END FIXING



Loop
LG



Stainless Steel Loop
LS



Stud
S*G



Stainless Steel Stud
SQS



Toggle
TQG
TG



Stainless Steel Toggle
TS



Hook
HG



Stainless Steel Hook
HS



Mini Hook
MHG



Eyelet
EYQG



45° Eyelet
EY453/8G



90° Eyelet
EY90°G



C-Clip 1/8"
CC-1/8



C-Clip 1/4"
CC-1/4



Top Hat Barrel
BB14



Barrel
B*G



End Stop
EG



Cladding Hook
CHG



Ceiling Anchor
CWHQ



Karabiner
KG



Shot Fire
SF35



Shot Fire for Post Tension Concrete
C945



Shot Fire for Post Tension Concrete
NS90



Swivel Toggle
STG
For use with Spider only



Spider Cast-in-Place Insert
SBK Standard
* Add the code SXWF after cable length, for example: HF2-STG-5FT-SXWF



Metal Deck Insert
MDI-Y
* Add the code SXMD after cable length, for example: HF2-STG-5FT-SXMD

* Stud available in 1/4" or 3/8". Barrel available in 1/4" or 3/8". 90 Degree Eyelet available in 1/4" or 3/8".
In place of asterisk in code, enter Q for 1/4" or 3/8 for 3/8".

3

CHOOSE YOUR CABLE LENGTH

5FT

10FT

15FT

20FT

30FT

Enter your unique product code (e.g. XP2-LG-10FT):

										-									-									*
--	--	--	--	--	--	--	--	--	--	---	--	--	--	--	--	--	--	--	---	--	--	--	--	--	--	--	--	---

PRODUCT

END FIXING

CABLE LENGTH

For further product information please call **1 866 474 7753** or visit our website **www.gripple.com**

UniGrip Hanger

Designed for fast suspension of cable containment, piping, ductwork, HVAC systems and modules.

- Enhanced load performance
- Three times lighter than the Trapeze Plus product it succeeds
- Larger button delivers easier, one handed adjustment
- Locking indicator now offers visible certainty
- Ideal for creating multi-tiered installations
- Ideal for use with Gripple Pipe Bracket and QT Universal Clamp for piping suspensions



Available in sizes No. 2 - 4
(other foot variants available)



Supplied as ready-to-use kits with a length of cable, UniGrip Hanger, and end fixing of your choice.

5:1 SAFETY FACTOR LOAD RATING*	No.2	No.3	No.4
	120 lbs	240 lbs	550 lbs

* When UniGrip is utilized in conjunction with the Hook or 90° Eyelet end fixings the Safety Factor becomes 4:1.

UniGrip Foot Variants

The range of UniGrip 'feet' ensures the product suits all possible building service applications.

CENTRAL EXIT

- **Ideal for:** Piping, rectangular ductwork, air conditioning units, electrical containment, heating and ventilation units, chilled beams, busbar, modules, multi-tier applications.



QT

- **Ideal for:** Piping, electrical containment, ductwork and other mechanical services when used with Gripple Pipe Brackets.



SIDE EXIT

- **Ideal for:** Suspended ceilings, heavy duty lighting, busbar, plenum boxes, single pipe runs.



HOOK

- **Ideal for:** Heating and ventilation units, heavy duty signage, cable basket/tray, radiant panels, chilled beams.



CABLE BASKET ADAPTOR

- **Ideal for:** Cable basket and multi-tier installations.



CALIBRA

- **Ideal for:** Radiant panels, chilled beams, heating, ventilation and cooling units.



Y-FIT

- **Ideal for:** Cable containment, signage, heating and cooling units, heavy duty lighting, radiant panels, chilled beams, balanced pipework, plenum boxes.



PHENOLIC ADAPTER

- **Ideal for:** Phenolic & PIR fabricated ductwork.




UniGrip Availability

	Standard	Central Exit	Side Exit	QT	Calibra	Snap Hook	Y-Fit	Cable Basket Adapter	Phenolic Adapter
UniGrip No. 2									
UniGrip No. 3									
UniGrip No. 4									

Available

Unavailable



Supplied as ready-to-use kits with a length of cable, UniGrip Hanger, and end fixing of your choice.

<div>END FIXINGS</div> <div>PAGE 55</div>	<div>ACCESSORIES</div> <div>PAGE 69</div>	<div>TECHNICAL</div> <div>PAGE 81</div>	<div>TRAPEZE KIT CODES</div> <div>PAGE 39</div>
---	---	---	---

Installation

Duct Trapeze Hanger

Ideal for fast suspension of rectangular ducting or similar services.

- Eliminates the need for a strut support
- Suitable for ducting made from 0.6 - 1.5 mm gauge steel
- Spreads the load across three fixing points
- Attaches with self-drilling screws or pop rivets (not provided)
- Optional rubber pad prevents air leakage and dampens vibration
- Release pin allows rapid height adjustment



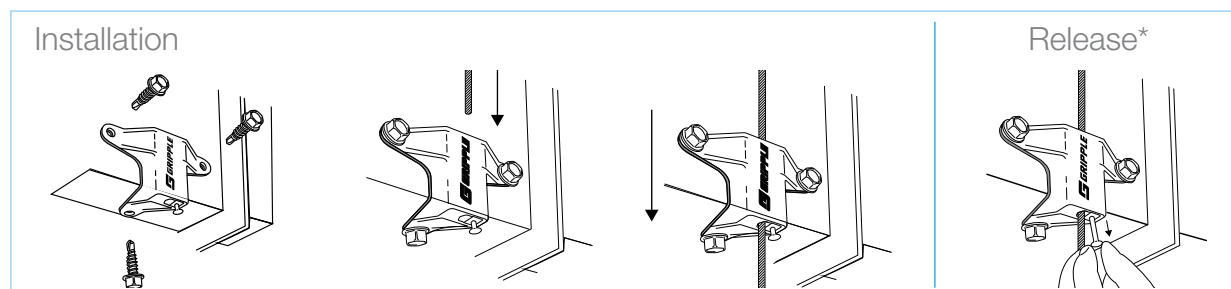
Available in size No.2
Rubber Pad is Sold Separately



Supplied as ready-to-use kits with a length of cable, Duct Trapeze fastener and end fixing of your choice.

5:1 SAFETY FACTOR LOAD RATING	No.2
	100 lbs

END FIXINGS PAGE 55	ACCESSORIES PAGE 69	TECHNICAL PAGE 81	TRAPEZE KIT CODES PAGE 39
------------------------	------------------------	----------------------	------------------------------



*When releasing: 1. Remove load, 2. Pull pin, 3. Raise or lower on cable

Butterfly Trapeze Hanger

Ideal for fast suspension of rectangular ducting or similar services that are hung close to the ceiling.

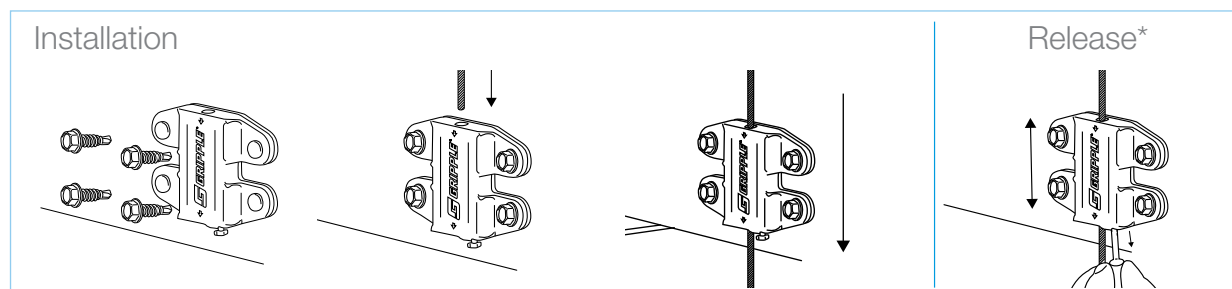
- Simple height adjustment using the integral pin prior to applying load
- Spreads the load across four fixing points
- Rubber pad prevents air leakage and dampens vibration
- Can be used for multi-tiered installations



Supplied as ready-to-use kits with a length of cable, Butterfly Trapeze fastener, and end fixing of your choice.

5:1 SAFETY FACTOR LOAD RATING	No.2
	100 lbs

END FIXINGS PAGE 55	ACCESSORIES PAGE 69	TECHNICAL PAGE 81	TRAPEZE KIT CODES PAGE 39
------------------------	------------------------	----------------------	------------------------------



*When releasing: 1. Remove load, 2. Pull pin, 3. Raise or lower on cable

UniGrip & Trapeze Kit Codes

How to work out your unique product code

1 CHOOSE YOUR PRODUCT



UniGrip
UG2
UG3



UniGrip
Center Exit
UG2-FN
UG3-FN
UG4-FN



UniGrip
Center Exit
Cable Basket
Adapter
UG2-FN-CB6



UniGrip
Side Exit
UG2-SE-FN
UG3-SE-FN
UG3-SE-FN



UniGrip Hook
UG2-HK



UniGrip QT
UG2-QT
UG3-QT



UniGrip Calibra
UG2-CAL



UniGrip Y-Fit
UG2-Y
UG3-Y



Duct Trapeze
SDT2



Butterfly Trapeze
SBT2

* Replace the
FN code with
CN for Strut
Nut, or to SN
for Spring Strut
Nut.

* Replace the
FN code with CN
for Strut Nut, or
to SN for Spring
Strut Nut.

2 CHOOSE YOUR END FIXING



Loop
LG



Stud
S*G



Toggle
TG
TQG



Hook
HG



Mini Hook
MHG



Eyelet
EYQG



45° Eyelet
EY453/8G



90° Eyelet
EY90*G




C-Clip 1/8"
CC-1/8



C-Clip 1/4"
CC-1/4



Top Hat Barrel
BB14



Barrel
B*G



End Stop
EG



Cladding Hook
CHG



Ceiling Anchor
CWHQ



Swivel Toggle
STG
For use with
Spider only



Spider Cast-in-
Place Insert
SBK Standard
* Add the code
SXWF after
cable length, for
example: HF2-
STG-5FT-SXWF



Metal Deck
Insert
MDI-Y
* Add the code
SXMD after
cable length, for
example: HF2-
STG-5FT-SXMD



Karabiner
KG



Shot Fire
SF35



Shot Fire for
Post Tension
Concrete
C945



Shot Fire for
Post Tension
Concrete
NS90

*Stud available in 1/4" or 3/8". Barrel available in 1/4" or 3/8". 90 Degree Eyelet available in 1/4" or 3/8".
In place of asterisk in code enter Q for 1/4" or 3/8 for 3/8".

3 CHOOSE YOUR CABLE LENGTH



5FT



10FT



15FT



20FT



30FT

Enter your unique product code (e.g. UG2-LG-10FT):

									-																						*
--	--	--	--	--	--	--	--	--	---	--	--	--	--	--	--	--	--	--	--	--	--	--	--	--	--	--	--	--	--	--	---

PRODUCT

END FIXING

CABLE
LENGTH

For further product information please call **1 866 474 7753** or visit our website **www.gripple.com**.

Y-Fit & Y-Fit Accessory

Single point suspension at ceiling with two “leg” attachment points

- Ideal for light fixtures and cable baskets
- One leg can be detached to allow for cable installation
- Available with a range of end fixings for legs (Hooks, Toggles, etc.) and a variety of leg lengths
- Y-Accessory version available for use with another Gripple hanger; ideal for longer drops
- Use with standard Gripple Fastener or Express Fastener



Accessory version available



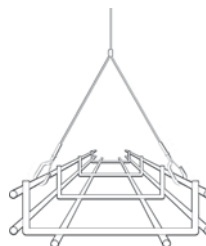
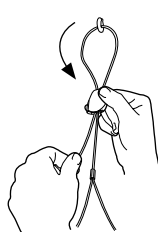
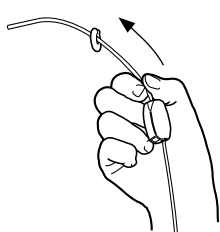
Supplied as ready-to-use kits with a length of cable, Gripple fastener, and end fixings of your choice.

END FIXINGS - PAGE 55

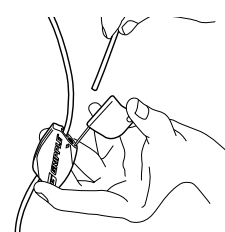
ACCESSORIES - PAGE 69

TECHNICAL - PAGE 81

Installation



Release



Y-Fit Kit Codes

How to work out your unique product code

1

CHOOSE YOUR PRODUCT



Y-Fit No.1
YHF1



Y-Fit No.2
YHF2



Y-Fit No.3
YHF3



Y-Fit Accessory
No.1
AY1




Y-Fit Accessory
No.2
AY2



Y-Fit Accessory
No.3
AY3

2

CHOOSE YOUR LEG END FIXING



Loop
LG



Toggle
TQG
TG



Hook
HG

3

CHOOSE YOUR CABLE LENGTH*

5FT

10FT

15FT

20FT

30FT

*Not applicable for Y-Fit Accessory

4

CHOOSE YOUR LEG LENGTH*

150MM

300MM

460MM

*150MM = 6", 300MM = 12", 460MM = 18". Custom leg lengths are also available.

Enter your unique product code (e.g. YHF3-HG-10FT-300MM):

				-					-									
--	--	--	--	---	--	--	--	--	---	--	--	--	--	--	--	--	--	--

PRODUCT

LEG END
FIXING

CABLE LENGTH

LEG LENGTH

For further product information please call **1 866 474 7753** or visit our website www.gripple.com.

Cable Strut Kit & C-Clip Hanger

Create secure, overhead spans by running high strength cable between two fixed points. Ideal for applications where no direct vertical anchor point is available. The Gripple C-Clip, an innovative twist-on/off device, allows you to suspend from anywhere along the horizontal span.

- Visually discreet and lightweight
- Allows for suspension of services exactly where needed
- No tools needed to install
- Available in 1/8" and 1/4" cable diameters, for suspensions up to 220 lbs per span
- C-Clip End Fixing allows for horizontal and vertical adjustment
- C-Clip Cams lock solidly in place, even at angles up to 60°

D3



D6



Available in 1/8" and 1/4" systems



Cable Strut supplied as ready-to-use kits, including galvanized cable cut to length, two fasteners, and a Release Key. (C-Clip Hangers sold separately)

5:1 SAFETY FACTOR
LOAD RATING CABLE SPAN

1/8"

66 lbs

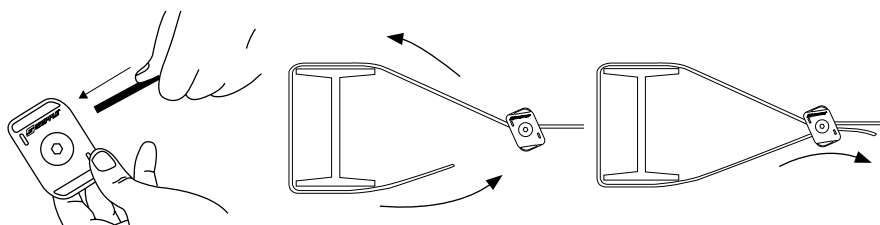
1/4"

220 lbs

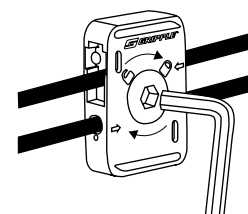
ACCESSORIES - PAGE 69

TECHNICAL - PAGE 81

Installation



Lock / Release



Cable Strut Kit Codes

How to work out your unique product code

1

CHOOSE YOUR PRODUCT



1/8" Cable Strut
CTI-1/8



1/4" Cable Strut
CTI-1/4

2

CHOOSE YOUR CABLE LENGTH

10FT

15FT

20FT

25FT

50FT

75FT

100FT

Enter your unique product code (e.g. CTI-1/8-75FT):

							-					
--	--	--	--	--	--	--	---	--	--	--	--	--

PRODUCT

CABLE LENGTH

C-Clip End Fixing can be ordered to suspend any Gripple hanger from the Cable Strut Kit (see product code pages).



C-Clip 1/8"


End Fixing Code

CC-1/8

C-Clip 1/4"

End Fixing Code

CC-1/4



CAT-BRACKET-4IN

For further product information please call **1 866 474 7753** or visit our website www.gripple.com.

Fast Trak™ - Standard

Pre-fabricated, rigid support solution offering speed, flexibility and efficient use of space, for the installation of electrical containment, pipework, ductwork and other mechanical services in restricted places.

- Up to six times faster to install than traditional suspension systems
- pre-fabricated system which removes the need to cut threaded rod or channel on-site
- Bracket can be moved up and down the tracks to accommodate changes in position during installation
- Safety locks ensure security once brackets and tracks are in place
- Excess tracks bend neatly under bracket Bottom of tracks can be concealed using Fast Trak™ Bracket Cover for a discreet finish
- Can be multi-tiered to accommodate additional services
- Indicators at each end of the bracket can be used as a measurement guide when marking fixing points in the soffit
- System can be 'stacked' to reduce storage on-site



Available Bracket Sizes



FTB 250 – 400 lbs 3:1 SWL	FTB 600 – 400lbs 3:1 SWL	FTB 1050 – 200 lbs 3:1 SWL
FTB 350 – 400 lbs 3:1 SWL	FTB 750 – 400 lbs 3:1 SWL	FTB 1200 – 200 lbs 3:1 SWL
FTB 450 – 400 lbs 3:1 SWL	FTB 900 – 400 lbs 3:1 SWL	FTB 1500 – 200 lbs 3:1 SWL

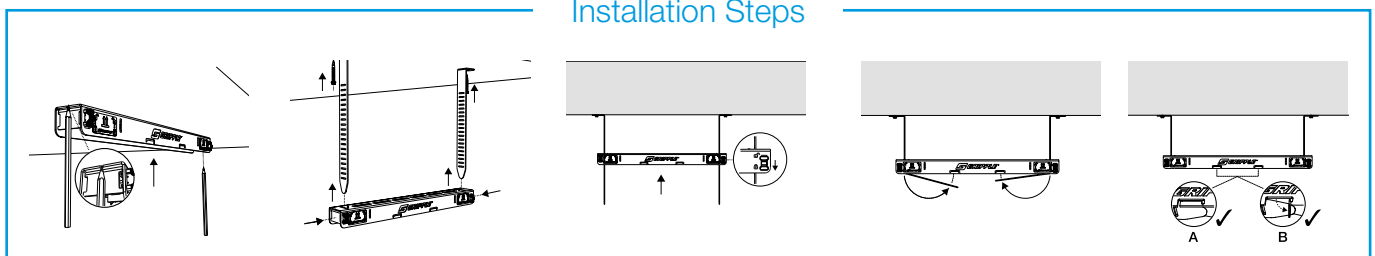


Available Track Sizes



FTT 285 – 200 lbs 5:1 SWL	FTT 785 – 200 lbs 5:1 SWL
FTT 535 – 200 lbs 5:1 SWL	

Installation Steps



Do not adjust under load. Contact Gripple for full product information, submittal data and technical support.

Fast Trak™ - Low Profile

Pre-fabricated, rigid support solution offering speed, flexibility and even greater efficient use of space, for the installation of electrical containment, pipework, ductwork and other mechanical services in restricted places.

- Up to six times faster to install than traditional suspension systems
- pre-fabricated system which removes the need to cut threaded rod or channel on-site
- Bracket can be moved up and down the tracks to accommodate changes in position during installation
- Safety locks ensure security once brackets and tracks are in place
- excess tracks bend neatly under bracket
- Bottom of tracks can be concealed using Fast Trak™ Bracket Cover for a discreet finish
- Lower profile than standard Fast Trak™ range; can be multi-tiered to accommodate additional services
- Indicators at each end of the bracket can be used as a measurement guide when marking fixing points in the soffit
- System can be 'stacked' to reduce storage on-site



Available Bracket Sizes



FTB 250 – ask for details
FTB 350 – ask for details
FTB 450 – ask for details

FTB 600 – ask for details
FTB 750 – ask for details
FTB 900 – ask for details

FTB 1050 – ask for details
FTB 1200 – ask for details



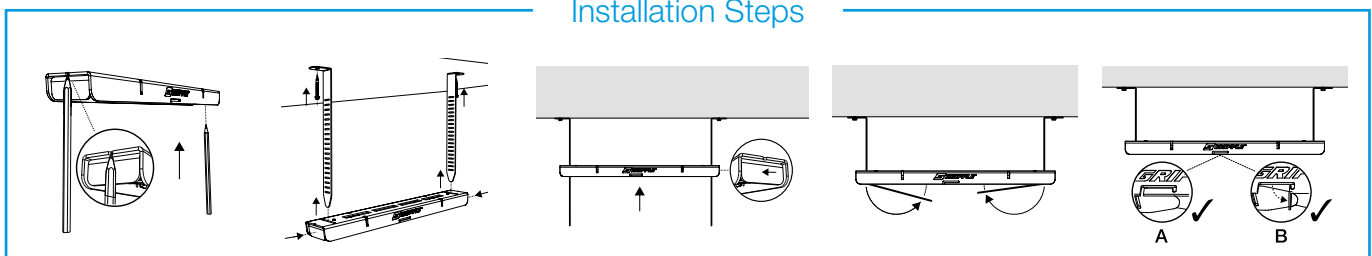
Available Track Sizes



FTT 285 – 200 lbs 5:1 SWL
FTT 535 – 200 lbs 5:1 SWL

FTT 785 – 200 lbs 5:1 SWL

Installation Steps



Do not adjust under load. Contact Gripple for full product information, submittal data and technical support.

Fast Trak™ - Side Loading

Pre-fabricated side loading bracket solution offering speed and flexibility for the installation of lightweight electrical containment, pipework, ductwork and other mechanical services in restricted places.

- Up to four times faster to install than traditional suspension systems
- Pre-fabricated system which removes the need to cut threaded rod or channel on-site
- Bracket can be moved up and down the track to accommodate changes in position during installation
- Safety locks ensure security once brackets and tracks are in place
- Can be multi-tiered to accommodate additional services
- Lightweight services can be side loaded onto the bracket
- System can be 'stacked' on-site to reduce storage




Available Bracket Sizes

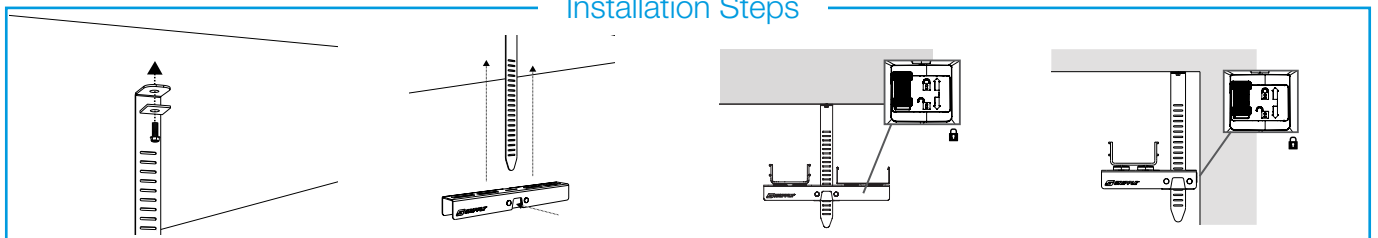
	
Single Load FTBS-180 – 33 lbs 3:1 SWL	Twin Load FTBT-200 – 66 lbs 3:1 SWL FTBT-300 – 66 lbs 3:1 SWL FTBT-400 – 66 lbs 3:1 SWL



Available Track Sizes


FTT-135 – 200 lbs 5:1 SWL FTT-235 – 200 lbs 5:1 SWL

Installation Steps



Internal applications only. Do not adjust under load. No dynamic loading.

Quick Twist Clamp

The Quick Twist Clamps are used in conjunction with Gripple Pipe Support Brackets for quick and easy support of all types of piping.


- Replaces 12 different pipe hanger sizes
- Suitable for all pipe sizes from \varnothing 1/2" to \varnothing 6" OD
- Improved insulation against vibration
- Quarter turn fixing to attach to Pipe Bracket - tool free attachment and adjustment
- Retractable, removable sleeve pre-fitted to cable to prevent galvanic corrosion
- Can be used over Calsil or Armafix insulation (also available)
- Spreader Band accessory available to distribute the weight of the suspended piping more evenly along the cable



Supplied in ready-to-use kits with Pipe Support Bracket sizes 1, 2, 3, or 4 ft.

3:1 SAFETY FACTOR LOAD RATING (below mount)	QT TWIST CLAMP	
1:6:1 SAFETY FACTOR LOAD RATING (above mount)	170 lbs (below mount) / 1,000 lbs (above mount)	
ACCESSORIES PAGE 69	TECHNICAL PAGE 81	PIPING KIT CODES PAGE 53

Installation



Pipe Support Bracket

Pipe Support Brackets are supplied with Quick Twist Clamps for quick and easy support of piping.



- Quick and easy installation - Pipe Brackets are supplied with QT Clamps featuring quarter turn fixing
- Versatile - Can be bolted directly to soffit or wall, or suspended using threaded rod or Gripple UniGrip hangers
- Saves labor time - Eliminates the need for cutting channel on site, allowing more productive use of labor
- Improves health and safety - No tools required for installation
- Max load depends on bracket length and above or below mount configuration

Available in sizes
PB1FT, PB2FT, PB3FT, and PB4FT



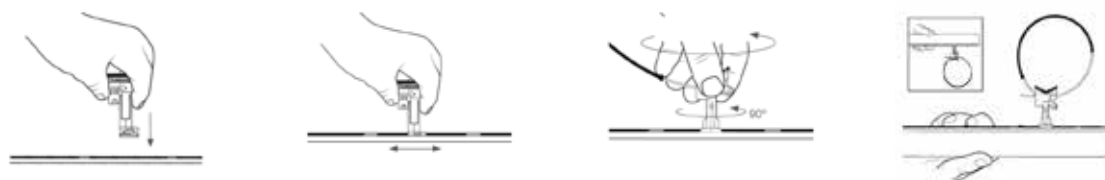
Supplied as ready-to-use kits with up to (8) QT Clamps depending on Bracket length.

ACCESSORIES
PAGE 69

TECHNICAL
PAGE 81

PIPING KIT CODES
PAGE 53


Installation



QT Compact Clamp

The Quick Twist Compact Clamps are used in conjunction with Low Profile Brackets for lower profile support of all types of piping.

- A lower profile than the QT Twist Clamp
- Up to 6 times faster than traditional methods
- Suitable for all pipe sizes from \varnothing 1/2" to \varnothing 6" OD
- Replaces 12 different pipe hanger sizes
- Quarter turn fixing to attach to pipe bracket - tool free attachment and adjustment
- Can be used over Calsil or Armafix insulation (also available)
- Improved insulation against vibration
- Spreader Band Accessory available to distribute the weight of the suspended piping more evenly along the cable

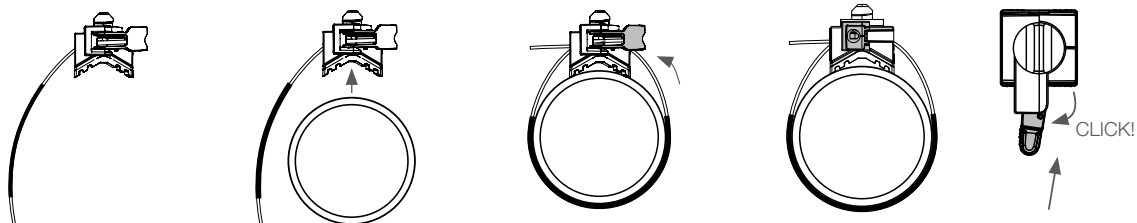


Supplied in ready-to-use kits with Low Profile Pipe Bracket sizes 1, 2, 3 or 4 ft.

3:1 SAFETY FACTOR LOAD RATING (Below Mount)	QT COMPACT CLAMP
	170 lbs (Below Mount)

ACCESSORIES PAGE 69	TECHNICAL PAGE 81	PIPING KIT CODES PAGE 53
------------------------	----------------------	-----------------------------

Installation




Low Profile Pipe Bracket

Low Profile Pipe Brackets are supplied with Quick Twist Compact Clamps for lower profile support of piping.

- A lower profile version than the standard pipe bracket
- Quick and easy installation - Brackets are supplied with QT Compact Clamps featuring quarter turn fixing
- Versatile - Can be bolted directly to soffit or wall
- Saves labor time - Eliminates the need for cutting channel on site, allowing more productive use of labor
- Improves health and safety - No tools required for installation
- Max load depends on bracket length



Available in sizes
LPB1FT, LPB2FT, LPB3FT and LPB4FT

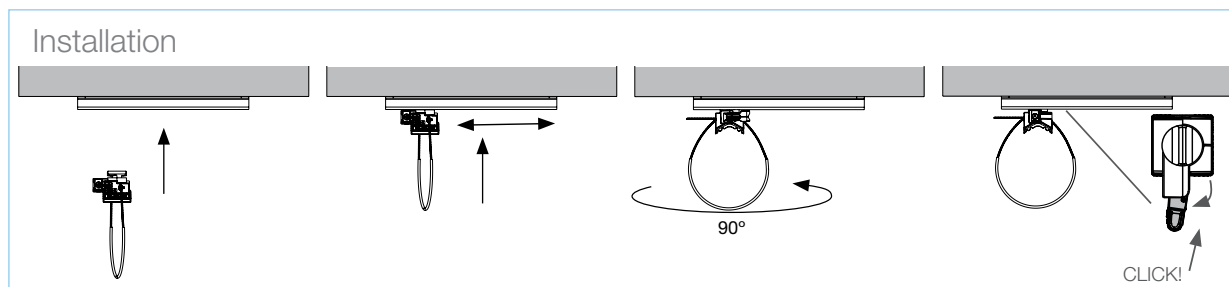


Supplied in ready-to-use kits with up to (8) QT Compact Clamps.

ACCESSORIES
PAGE 69

TECHNICAL
PAGE 81

PIPING KIT CODES
PAGE 53



Threaded Clamp

The 3/8" Threaded Clamp is engineered for hanging all types of piping within mechanical and plumbing services.

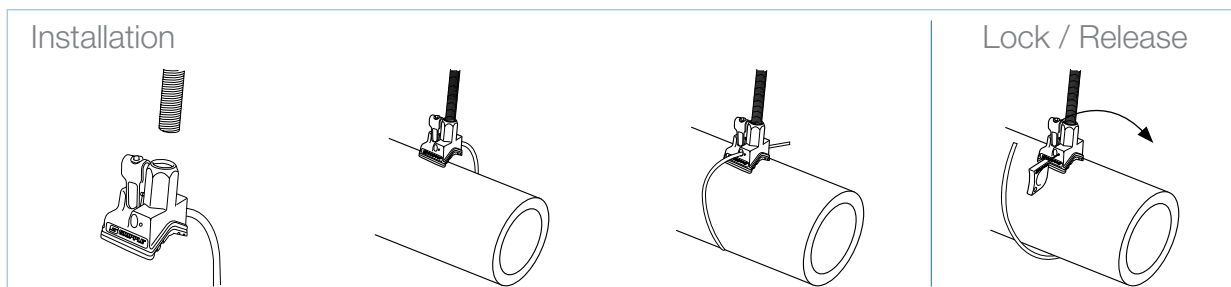
- Can be suspended from threaded rod or strut
- Suitable for all pipe sizes from \varnothing 1/2" to \varnothing 6" OD
- Replaces 12 different pipe hanger sizes
- Retractable, removable sleeve is pre-fitted to cable to prevent galvanic corrosion
- Improved insulation against vibration
- Also available as a pre-assembled strut attachment kit; includes a 2-inch length of threaded rod, a hex nut, and square washer
- Can be used over Calsil or Armafix insulation (also available)
- Spreader Band accessory available to distribute the weight of the suspended piping more evenly along the cable



Supplied individually or as part of a custom bracket system to suit your application.

3:1 SAFETY FACTOR LOAD RATING	THREADED CLAMP
	510 lbs

ACCESSORIES PAGE 69	TECHNICAL PAGE 81	PIPING KIT CODES PAGE 53
------------------------	----------------------	-----------------------------



Pipe Support Kit Codes

How to work out your unique product code

1

CHOOSE YOUR PIPE BRACKET



Pipe Bracket
1ft
PB1



Pipe Bracket
2ft
PB2



Pipe Bracket
3ft
PB3



Pipe Bracket
4ft
PB4



Low Profile Pipe
Bracket 1ft
LPB1



Low Profile Pipe
Bracket 2ft
LPB2



Low Profile Pipe
Bracket 3ft
LPB3



Low Profile Pipe
Bracket 4ft
LPB4

2

CHOOSE YOUR CLAMP QUANTITY

2

3

4

5

6

7

8

3

CHOOSE YOUR TYPE OF CLAMP



QT Twist Clamp
T



QT Compact Clamp
C



Threaded Clamp
3/8



Standard
S



Large
L



Acoustic
A

4

CHOOSE YOUR PAD OPTION

Enter your unique product code (e.g. LPB3-3GC2-C-24IN-S):

				-		G	C	2	-				-	2	4	I	N	-	S
--	--	--	--	---	--	---	---	---	---	--	--	--	---	---	---	---	---	---	---

PIPE BRACKET

CLAMP QUANTITY

TYPE OF
CLAMP

CABLE LENGTH
(IN)

PAD
OPTION


For further product information please call **1 866 474 7753** or visit our website www.gripple.com.





End Fixings

Loop & Stud	page 56
Toggle & Hook	page 57
Mini Hook & End Stop	page 58
Barrel & Top Hat Barrel	page 59
Eyelet & 45° Eyelet	page 60
90° Eyelet & Cladding Hook	page 61
Ring Anchor & Ceiling Anchor	page 62
Karabiner & C-Clip	page 63
Shot Fire & Eyselag	page 64
QT Barrel & Swivel Toggle	page 65
Spider (Metal Deck)	page 66
Spider (Wood Form)	page 67



Loop

- End Fixing that installs by a non-invasive, simple, choke knot technique
- Can be choked around a beam, bar joist, strut, or roof trusses
- Available for use with No. 1-5 Gripple fasteners. Refer to fastener load ratings and safety factors.
- Supplied as a ready-to-use kit with Gripple fastener and length of cable
- Available in lengths of 5 ft - 30 ft as standard
- Also available in Stainless Steel

For use with these Hangers



Page 28



Page 29



Page 30



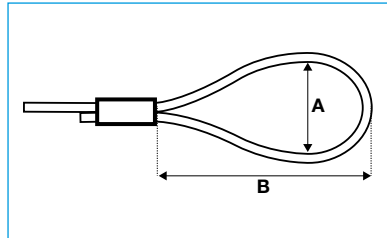
Page 34



Page 37

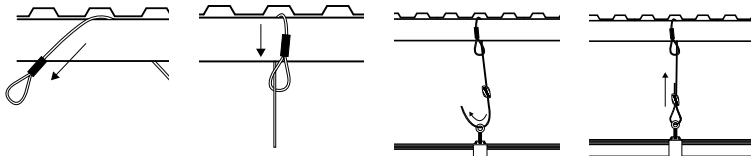


Page 38



Size	A (in) Approx.	B (in) Approx.
No. 1	1 3/16"	2 3/8"
No. 2	1 3/16"	2 3/8"
No. 3	1 3/16"	2 3/8"
No. 4	1 3/4"	3 1/4"
No. 5	1 3/4"	3 1/2"

Installation



Ensure a minimum 3" of tail wire exits the fastener.

Install fixings in accordance with manufacturer's specifications.

Stud

- End fixing that installs into an anchor or internally threaded concrete insert
- Available in 1/4" and 3/8", for use with No. 1-4 Gripple fasteners. Refer to fastener load ratings and safety factors.
- Supplied as a ready-to-use kit with Gripple fastener and length of cable
- Available in lengths of 5 ft - 30 ft as standard
- Also available in Stainless Steel

For use with these Hangers



Page 28



Page 29



Page 30



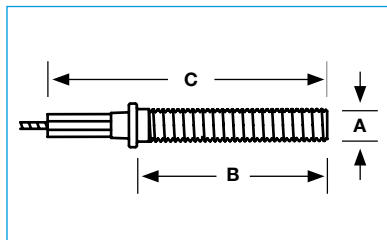
Page 34



Page 37

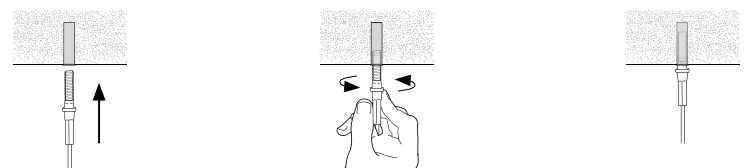


Page 38



Size	A (in)	B (in)	C (in)
No. 1	1/4"	1"	2"
No. 2	1/4"	1"	2"
	3/8"	1 7/8"	2 3/4"
No. 3	1/4"	1"	2"
	3/8"	1 3/4"	3 3/4"
No. 4	3/8"	1 3/4"	3 3/4"

Installation



Install fixings in accordance with manufacturer's specifications.

Toggle

- Inserts into specific hole diameters of light fixtures, metal decking, and other pre-drilled structures or services
- Available to fit 1/4", 5/16", and 13/32" hole sizes, for use with No. 1-3 Gripple fasteners. Refer to fastener load ratings and safety factors.
- Supplied as a ready-to-use kit with Gripple fastener and length of cable
- Available in lengths of 5 ft - 30 ft as standard
- Also available in Stainless Steel



For use with these Hangers



Page 28



Page 29



Page 30



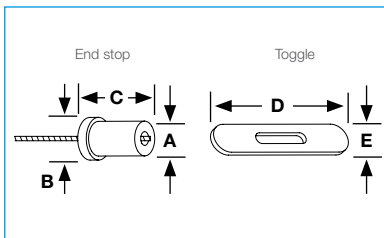
Page 34



Page 37

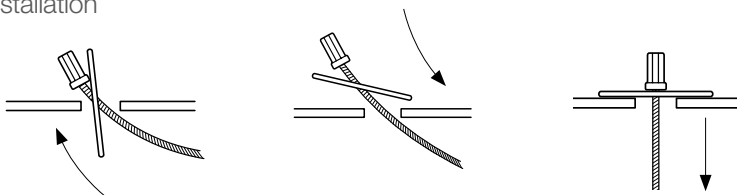


Page 38



Size	A Ø (in)	B Ø (in)	C (in)	D (in)	E (in)
No. 1	5/32"	1/4"	5/16"	1 9/16"	7/32"
No. 2	1/4"	5/16"	15/32"	1 9/16"	5/16"
	1/4"	1/4"	15/32"	1 9/16"	1/4"
No. 3	1/4"	3/8"	3/4"	2"	3/8"


Installation



Install fixings in accordance with manufacturer's specifications.

Hook

- Quick and easy attachment to cable basket, tray, beam & purlin clips, and light fixtures
- Available for use with No. 1-3 Gripple fasteners. Refer to fastener load ratings and safety factors.
- Supplied as a ready-to-use kit with Gripple fastener and length of cable
- Available in lengths of 5 ft - 30 ft as standard
- Also available as stainless steel



For use with these Hangers



Page 28



Page 29



Page 30



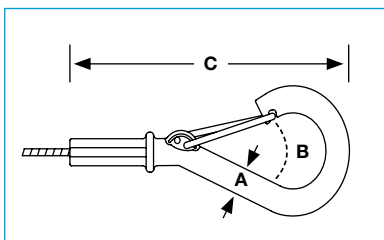
Page 34



Page 37

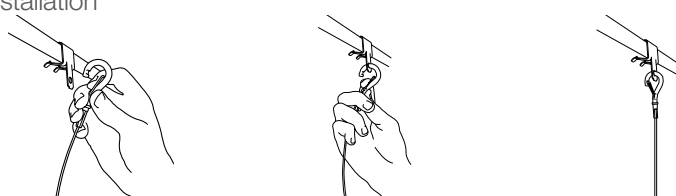


Page 38



Size	A (in)	B (in)	C (in)
No. 1	1/4"	5/8"	3"
No. 2	1/4"	5/8"	3"
No. 3	1/4"	5/8"	3"

Installation



Install fixings in accordance with manufacturer's specifications.

Mini Hook

- Smaller version of the Hook, ideal for cable basket & light fixtures
- Available for use with No. 1 Gripple fasteners. Refer to fastener load ratings and safety factors.
- Supplied as a ready-to-use kit with Gripple fastener and length of cable
- Available in lengths of 5 ft - 30 ft as standard

For use with these Hangers



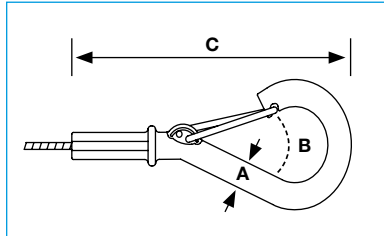
Page 28



Page 29

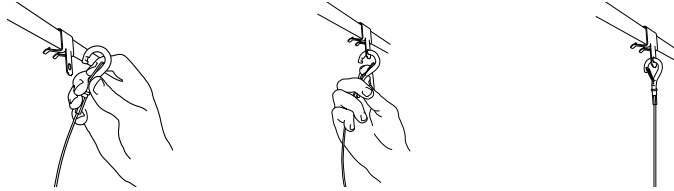


Page 30



Size	A (in)	B (in)	C (in)
No. 1	3/16"	1/4"	2 3/16"

Installation



Install fixings in accordance with manufacturer's specifications.

End Stop

- Simple, slide-in installation for suspending from lighting channels, track, and other channel fixtures
- Available for use with No. 1-3 Gripple fasteners. Refer to fastener load ratings and safety factors.
- Supplied as a ready-to-use kit with Gripple fastener and length of cable
- Available in lengths of 5 ft - 30 ft as standard

For use with these Hangers



Page 28



Page 29



Page 30



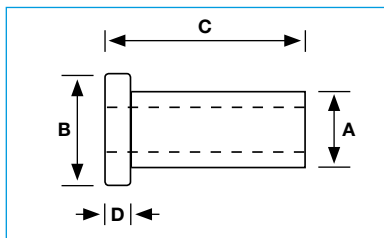
Page 34



Page 37

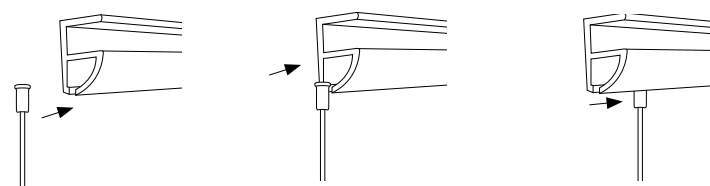


Page 38



Size	A (in)	B (in)	C (in)	D (in)
No. 1	5/32"	1/4"	5/16"	1/16"
No. 2	1/4"	5/16"	15/32"	1/16"
No. 3	1/4"	3/8"	3/4"	1/8"

Installation



Install fixings in accordance with manufacturer's specifications.

Barrel

- Attaches to any 1/4" or 3/8" male thread product
- Ideal for use on signage or exposed services, such as in retail and office environments
- Available for use with No. 1-3 Gripple fasteners. Refer to fastener load ratings and safety factors.
- Supplied as a ready-to-use kit with Gripple fastener and length of cable
- Available in lengths of 5 ft - 30 ft as standard

For use with these Hangers



Page 28



Page 29



Page 30



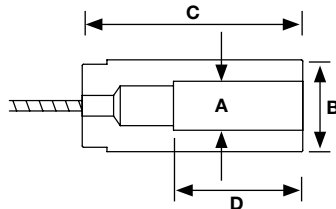
Page 34



Page 37

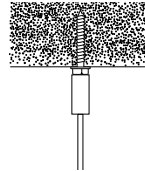
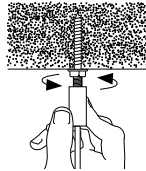
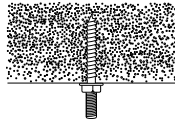


Page 38



Size	A (in)	B (in)	C (in)	D (in)
No. 1	1/4"	7/16"	1 3/4"	1"
No. 2	1/4"	7/16"	1 3/4"	1"
	3/8"	1/2"	1 3/4"	1"
No. 3	3/8"	1/2"	1 3/4"	1"

Installation



Install fixings in accordance with manufacturer's specifications.

Top Hat Barrel

- Aesthetic 1/4" threaded end fixing ideal for use when lighting or other services are exposed/visible
- Available for use with No. 1-2 Gripple fastener. Refer to fastener load ratings and safety factors.
- Two-part construction for fast installation using 1/4" sunk screws
- Supplied as a ready-to-use kit with Gripple fastener and length of cable
- Available in lengths of 5 ft - 30 ft as standard

For use with these Hangers



Page 28



Page 29



Page 30



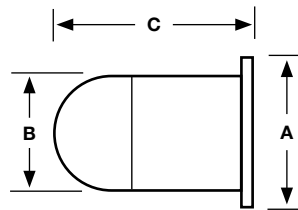
Page 34



Page 37

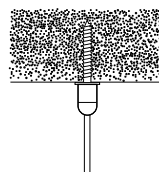
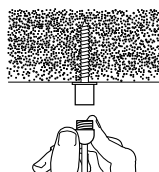
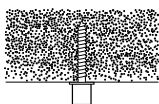


Page 38



Size	A (in)	B (in)	C (in)
No. 1	11/16"	9/16"	1"
No. 2	11/16"	9/16"	1"

Installation



Fix using 1/4" screw.

Install fixings in accordance with manufacturer's specifications.

Eyelet

- For fixing sideways into wood beams, speakers or visual display, light fixtures, or other applications that require bolting to brackets or fixtures
- Available for use with No. 1-3 Gripple fastener. Refer to fastener load ratings and safety factors.
- Supplied as a ready-to-use kit with Gripple fastener and length of cable
- Available in lengths of 5 ft - 30 ft as standard

For use with these Hangers



Page 28



Page 29



Page 30



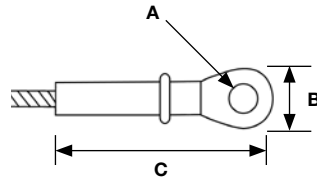
Page 34



Page 37

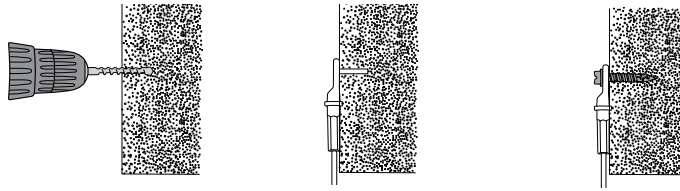


Page 38



Size	A (in) Anchor size Ø	B (in)	C (in)
No. 1	1/4"	3/8"	1 3/4"
No. 2	1/4"	3/8"	1 3/4"
No. 3	1/4"	3/8"	1 3/4"

Installation



Install fixings in accordance with manufacturer's specifications.

45° Eyelet

- Ideal for use in bracing applications
- Available for use with No. 2-3 Gripple fasteners. Refer to fastener load ratings and safety factors.
- Supplied as a ready-to-use kit with Gripple fastener and length of cable
- Available in lengths of 5 ft - 30 ft as standard

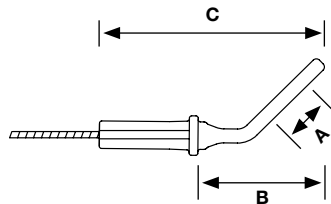
For use with these Hangers



Page 28

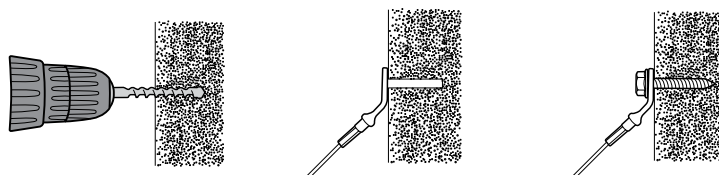


Page 29



Size	A (in) Anchor size Ø	B (in)	C (in)
No. 2	3/8"	1 1/8"	2 1/16"
No. 3	3/8"	1 1/8"	2 1/16"

Installation



Install fixings in accordance with manufacturer's specifications.

90° Eyelet

- Can be shot fired into concrete or steel
- Ideal for use with Gripple concrete screws for direct soffit mounting
- Available for use with No. 1-3 Gripple fasteners. Refer to fastener load ratings and safety factors.
- Supplied as a ready-to-use kit with Gripple fastener and length of cable
- Available in lengths of 5ft - 30ft as standard

For use with these Hangers



Page 28



Page 29



Page 30



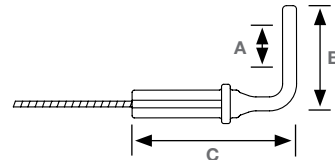
Page 34



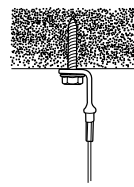
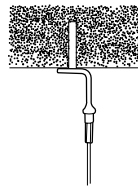
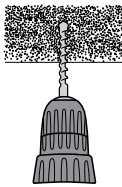
Page 37



Page 38



Installation



Install fixings in accordance with manufacturer's specifications.



Size	A (in) Anchor size Ø	B (in)	C (in)
No. 1	1/4"	1"	1 1/2"
No. 2	1/4"	1"	1 1/2"
No. 3	1/4"	1"	1 1/2"
	3/8"	1 3/4"	1 5/16"

Cladding Hook

- Designed to fit 1/4" holes in metal decking roof structures
- Suitable for every grade of steel
- Available for use with No. 1-2 Gripple fasteners. Refer to fastener load ratings and safety factors.
- Supplied as a ready-to-use kit with Gripple fastener and length of cable
- Safe working load may vary dependent on the thickness of steel to which it is attached
- Available in lengths of 5 ft - 30 ft as standard

For use with these Hangers



Page 28



Page 29



Page 30



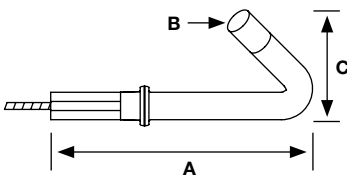
Page 34



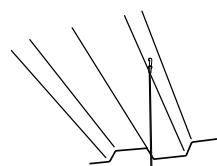
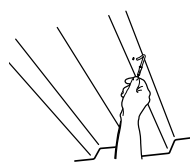
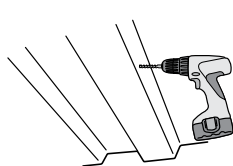
Page 37



Page 38



Installation



Install fixings in accordance with manufacturer's specifications.



Size	A (in)	B (in) Anchor size Ø	C (in)
No. 1	2 3/8"	1/4"	15/16"
No. 2	2 3/8"	1/4"	15/16"



Ring Anchor

- Ideal for fixing into concrete and cracked concrete
- Shallow anchorage depth of 1"
- Available for use with No. 1-2 Gripple fasteners. Refer to fastener load ratings; 3:1 safety factor
- Supplied as a ready-to-use kit with Gripple fasteners and length of cable; ideal for use with Loop end fixing
- Available in lengths of 5 ft - 30 ft as standard

For use with these Hangers



Page 28



Page 29



Page 30



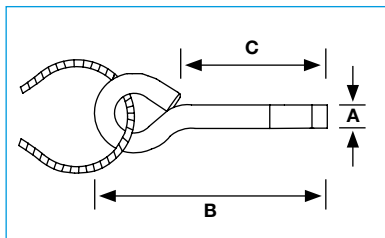
Page 34



Page 37

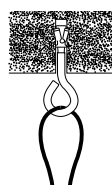
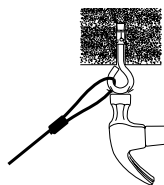
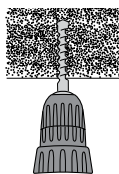


Page 38



Size	A (in)	B (in)	C (in)
No. 1	1/4"	2 1/8"	1 3/8"
No. 2	1/4"	2 1/8"	1 3/8"

Installation



Install fixings in accordance with manufacturer's specifications.

Ceiling Anchor

- Ideal for fixing Gripple hangers into concrete
- Knock into a pre-drilled hole, pull with a claw hammer to set
- Available for use with No. 1-2 Gripple fasteners. Refer to fastener load ratings; 3:1 safety factor.
- Supplied as a ready-to-use kit with Gripple fastener and length of cable
- Available in lengths of 5 ft - 30 ft as standard

For use with these Hangers



Page 28



Page 29



Page 30




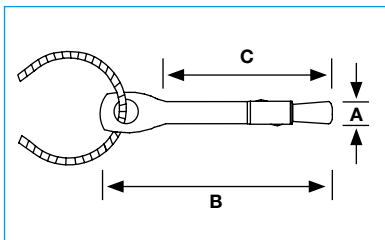
Page 34



Page 37

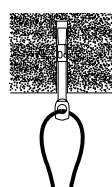
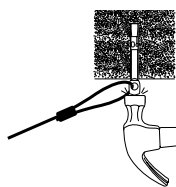
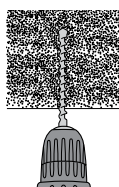


Page 38



Size	A (in)	B (in)	C (in)
No. 1	1/4"	2 9/16"	2"
No. 2	1/4"	2 9/16"	2"

Installation



Install fixings in accordance with manufacturer's specifications.

Karabiner

- Provides 3/8" clearance
- Available for use with No. 1-3 Gripple fasteners. Refer to fastener load ratings and safety factors.
- Supplied as a ready-to-use kit with Gripple fastener and length of cable; ideal for use with Loop end fixing
- Available in lengths of 5 ft - 30 ft as standard

For use with these Hangers



Page 28



Page 29



Page 30



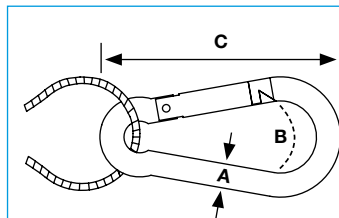
Page 34



Page 37

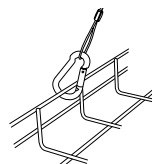
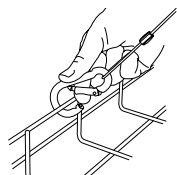
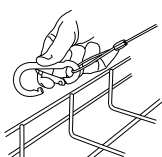


Page 38



Size	A (in)	B (in)	C (in)
No. 1	1/4"	3/8"	2 3/8"
No. 2	1/4"	3/8"	2 3/8"
No. 3	5/16"	3/8"	3 1/8"

Installation



Install fixings in accordance with manufacturer's specifications.

C-Clip

- Designed to suspend a No. 2 Gripple hanger from Gripple Cable Strut
- One handed installation, no tools required
- Allows horizontal and vertical adjustment
- Cams lock solidly in place even at angles up to 60°
- 1/8" and 1/4" versions available for attachment to 1/8" and 1/4" Cable Strut
- Available for use with No. 2 Gripple fasteners
- Supplied as a ready-to-use kit with length of cable and Gripple fastener

For use with these Hangers



Page 28



Page 29



Page 30



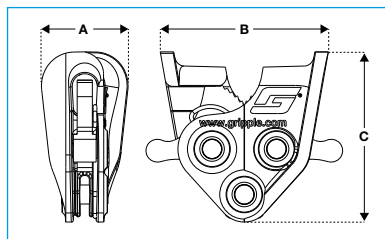
Page 34



Page 37

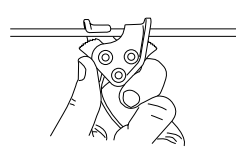
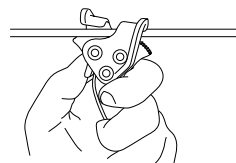


Page 38



Size	A (in)	B (in)	C (in)
1/8" C-Clip (35 lb SWL)	1/2"	1"	1 5/16"
1/4" C-Clip (100 lb SWL)	15/16"	1 3/4"	1 3/4"

Installation



Install fixings in accordance with manufacturer's specifications.

Shot Fire

- Shot fire into concrete, or concrete over metal deck
- Can be installed with gas and powder-actuated tools
- Quick and easy fastening solution
- Supplied as a ready-to-use kit with Gripple fastener and length of No. 1 or No. 2 cable
- Please reference submittal data for safe working loads
- Available in lengths of 5 ft - 30 ft as standard



For use with these Hangers



Page 28



Page 29



Page 30



Page 34



Page 37



Page 38



SF35

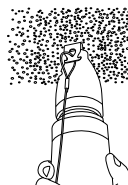
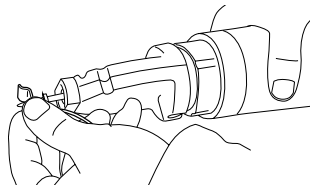


C945



NS90

Installation



Install fixings in accordance with manufacturer's specifications.

Nail Clip	Shank length (in)	Head diameter (in)
SF35	1 1/4"	5/16"
C945	7/8"	5/16"
NS90	1"	19/64"

Eyelag

- For suspending ceilings and other acoustic applications
- Attaches to wood and sheet steel
- All screws are made with carbon steel and are zinc plated
- Available for use with No.1 and No. 2 hanger kits
- Please reference submittal data for safe working loads.

For use with these Hangers



Page 28



Page 29



Page 30



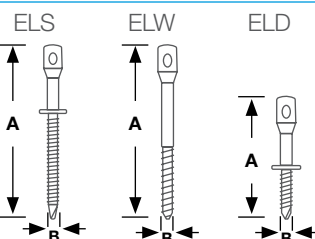
Page 34



Page 37



Page 38



ELS

A (in)	B (in)
3"	1/4"

ELW

A (in)	B (in)
3"	1/4"

ELD

A (in)	B (in)
2"	1/4"

Installation



Install fixings in accordance with manufacturer's specifications.

QT Barrel

- For fast quarter-turn attachment to Gripple Low Profile or Pipe Support Brackets
- Allows for suspension of services from pre-installed header rails or Gripple Pipe Support Brackets.
- Fail-safe clip secures into bracket
- Available for use with No. 1-3 Gripple fasteners. Refer to fastener load ratings and safety factors.



For use with these Hangers



Page 28



Page 29



Page 30



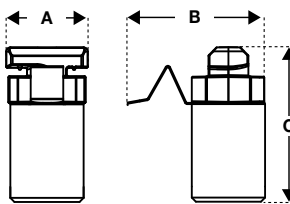
Page 34



Page 37

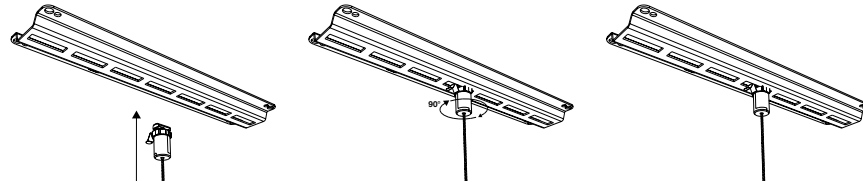


Page 38



Size	A (in)	B (in)	C (in)
No. 1	13/16	1 11/32	1 15/32
No. 2	13/16	1 11/32	1 15/32
No. 3	13/16	1 11/32	1 15/32

Installation



Install fixings in accordance with manufacturer's specifications.

Swivel Toggle

- Below deck install saves time due to swivel toggle technology
- Universal design allows decision on cable size to be made after the slab is poured
- Up to 715 lbs safe working load, with a 5:1 safety factor
- Supplied in ready to use kits with length of cable with pre-attached swivel cable toggle and Gripple fastener



For use with these Hangers



Page 28



Page 29



Page 30



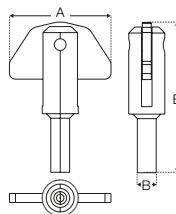
Page 34



Page 37



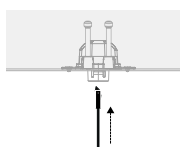
Page 38



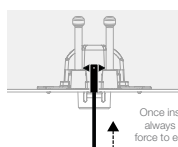
Toggle	A	B	C
No. 2	1.33"	1.91	0.47
No. 3	1.33"	1.91	0.47
No. 4	1.33"	2.30	0.47
No. 4	1.33"	2.30	0.47

Installation for Spider (Wood Form or metal Deck)

1. Insert Swivel Cable Toggle

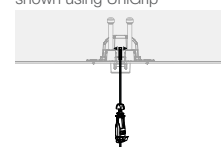


2. Set Swivel Cable Toggle



Once inserted completely, always apply downward force to ensure toggle is set.

3. Install hanger – example shown using UniGrip®



Install fixings in accordance with manufacturer's specifications.

Spider (Metal Deck)

- Universal – one insert accommodates rod sizes from 3/8" to 3/4", as well as No.2 – No.5 Swivel Cable Toggle kits
- Versatile – universal design allows decision on rod size or cable size to be made after the slab is poured
- Simple – allows the specification and stocking of one insert for all requirements, simplifying procurement through to installation
- Robust – low profile design aids impact protection; insert doesn't displace when kicked or knocked on site
- Strong – up to 715 lb safe working load
- Secure – four wire anchors secure into concrete and ultrasonically welded head eliminates ingress during pour
- Fast – below deck install saves time due to swivel toggle technology on both cable and rod attachments; no assembly required, dramatically reducing installation time



For use with these Hangers



Page 28



Page 29



Page 30



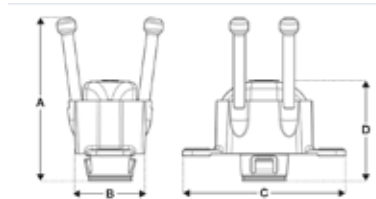
Page 34



Page 37

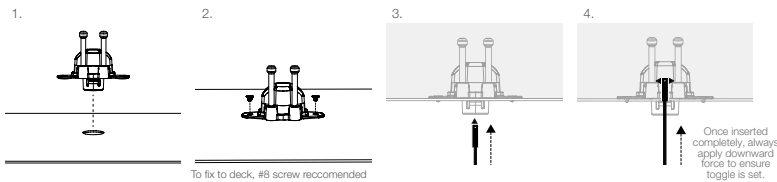


Page 38



Spider	A	B	C	D
Metal Deck	3.35"	1.50"	3.35"	2.07"

Installation



Install fixings in accordance with manufacturer's specifications.

Toggle	A	B	C
No. 2	1.33"	1.91"	0.47"
No. 3	1.33"	1.91"	0.47"
No. 4	1.33"	2.30"	0.47"
No. 5	1.33"	2.30"	0.47"



Spider (Wood Form)

- Universal – one insert accommodates rod sizes from 3/8" to 3/4", as well as No.2 – No.5 swivel toggle cable hanger kits
- Versatile – universal design allows decision on rod size or cable size to be made after the slab is poured
- Simple – allows the specification and stocking of one insert for all requirements, simplifying procurement through to installation
- Robust – low profile design aids impact protection; insert doesn't displace when kicked or knocked on site
- Strong – up to 715 lb safe working load
- Secure – four wire anchors secure into concrete and ultrasonically welded head eliminates ingress during pour
- Fast – below deck install saves time due to swivel toggle technology on both cable and rod attachments; no assembly required, dramatically reducing installation time



For use with these Hangers



Page 28



Page 29



Page 30



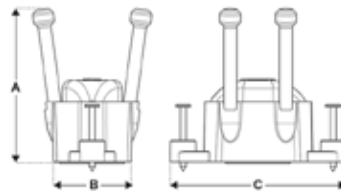
Page 34



Page 37



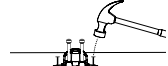
Page 38



Spider	A	B	C
Metal Deck	2.82"	1.50"	3.23"

Installation

1.



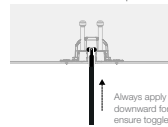
Alternatively, use the Spider Wood Form Installation Tool to position and secure Spider

5a. Threaded Rod Adapter



No tools required. Hand tightening recommended

5b. Threaded Rod Adapter



Always apply downward force to ensure toggle is set.


4.



Toggle	A	B	C
No. 2	1.33"	1.91"	0.47"
No. 3	1.33"	1.91"	0.47"
No. 4	1.33"	2.30"	0.47"
No. 5	1.33"	2.30"	0.47"

Install fixings in accordance with manufacturer's specifications.







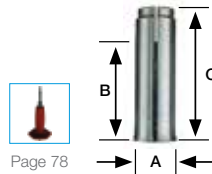
Accessories

Anchoring Solutions	page	70
Beams & Purlins	page	72
Brackets & Attachments	page	73
Adapters	page	76
Tools & Finishing Accessories	page	78

Anchoring Solutions

Drop-In Anchor

- Suitable for non-cracked concrete, precast hollow concrete and hard natural stone
- Internal threaded anchor with flared end for easy setting



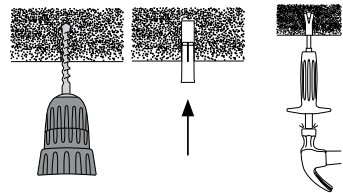
Page 78

3:1 Safety rating - load rating is dependent on base material

Product code	A (in)	B (in)	C (in)	Max. SWL (lbs)	Hole Ø (in)	Min. Hole depth* (in)	Anchorage depth* (in)
DPA-1/4	1/4"	1/2"	1"	200	3/8"	1 1/4"	1"
DPA-3/8	3/8"	1/2"	1 5/8"	495	1/2"	3/4"	1 5/8"

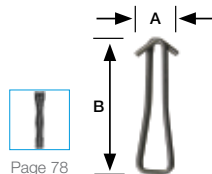
* For further information contact Gripple Technical Services

Installation



Concrete Wire Anchor

- Suitable for non-cracked concrete, precast hollow concrete, and hard natural stone
- Stainless steel (304/A2)
- 100 lb SWL applicable to C20/25 concrete



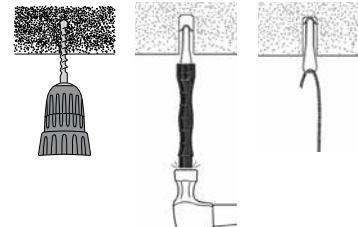
Page 78

3:1 Safety rating - load rating is dependent on base material

Product code	A (in)	B (in)	Max. SWL (lbs)	Hole Ø (in)	Min. Hole depth* (in)	Min. Anchorage depth* (in)
WIRE-ANCHOR	1/2"	2"	100	5/16"	1 1/4"	1 1/4"

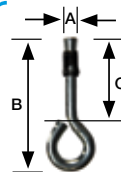
* For further information contact Gripple Technical Services

Installation



Cracked Concrete Ring Anchor

- Suitable for cracked and non cracked concrete
- Self-expanding anchor
- Fire rated




3:1 Safety rating - load rating is dependent on base material

Product code	A (in)	B (in)	C (in)	Max. SWL (lbs)	Hole Ø (in)	Min. Hole depth* (in)	Min. Anchorage depth* (in)
CCRA6	1/4"	2 1/8"	1 3/8"	117	1/4"	1 3/8"	1"


* For further information contact Gripple Technical Services

Installation



Concrete Ceiling Anchor

- Self-expanding eyelet hanger suitable for non-cracked concrete, precast hollow concrete, and hard natural stone
- Knock into a pre-drilled hole and pull with a claw hammer to set
- Ideal for use with the Standard Hanger (page 28)




3:1 Safety rating - load rating is dependent on base material

Product code	A (in)	B (in)	C (in)	Max. SWL (lbs)	Min. Hole depth* (in)	Min. Anchorage depth* (in)
CWHQ	1/4"	2 3/16"	1/4"	100	1 3/4"	1"

* For further information contact Gripple Technical Services

Installation



Anchoring Solutions

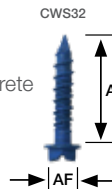
Concrete/Wood Screw

- Easy-fit slotted/hex head screw suitable for wood and non-cracked concrete
- Ideal for use with the Eyelet and 90° Eyelet End Fixings (page 60-61)
- Removable; excellent corrosion resistance

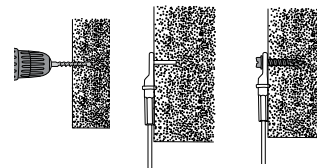
3:1 Safety rating - load rating is dependant on base material

Product code	A (in)	AF (in)	Max. SWL (lbs)	Hole Ø (in)	Min. Hole depth* (in)	Min. Anchorage depth* (in)
CWS32	1 1/4"	5/16"	100	7/32"	1 3/8"	1 1/4"

* For further information contact Gripple Technical Services



Installation



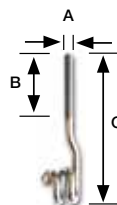
Pigtail

- Fast and secure anchor suitable for use with the Loop End Fixing (page 56)
- Ideal for use with the Drop-In Anchor (page 70)
- Allows Loop to be removed for maintenance

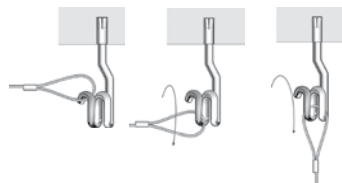
5:1 Safety rating - dependent on base material

Product code	A	B (in)	C (in)	Max. SWL (lbs)
PIGTAIL6-20MM	1/4"	1 3/16"	3"	200
PIGTAIL6-45MM	1/4"	1 3/4"	4"	200

* For further information contact Gripple Technical Services



Installation



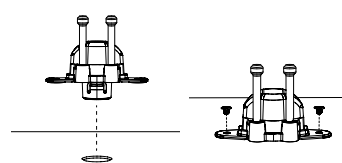
Spider (Metal Deck)

- One insert accommodates rod sizes from 3/8" to 3/4", as well as No.2 – No.5 swivel toggle cable hanger kits
- Up to 3000 lb safe working load
- Saves time due to swivel toggle technology on both cable and rod attachments

Product code	A	B	C	D Ø
SX-MD	3.35"	1.50"	0.47"	2.07"



Installation




To fix to deck, #8 screw recommended

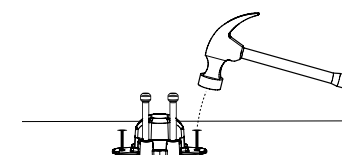
Spider (Wood Form)

- One insert accommodates rod sizes from 3/8" to 3/4", as well as No.2 – No.5 swivel toggle cable hanger kits
- Up to 3000 lb safe working load
- Saves time due to swivel toggle technology on both cable and rod attachments

Product code	A	B	C
SX-WF	2.82"	1.50"	3.23"



Installation

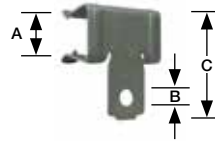


Alternatively, use the Spider Wood Form Installation Tool to position and secure Spider

Beams & Purlins

Beam Clip

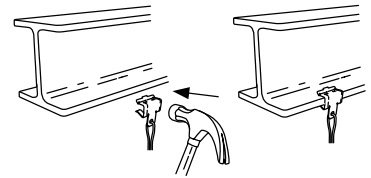
- Hammer-on installation
- Accommodates a wide variety of flange thicknesses
- Ideal for use with the Hook End Fixing (page 57)



3:1 Safety rating

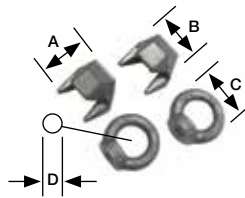
Product code	A (in) Flange Thickness	B (in) Ø	C (in)	Max. SWL (lbs)
GCB24	1/16" - 1/8"	9/32"	1 3/16"	160
GCB59	1/8" - 1/4"	9/32"	1 1/4"	200
GCB1016	5/16" - 1/2"	9/32"	1 11/16"	200
GCB1720	9/16" - 3/4"	9/32"	1 7/8"	200

Installation



GF Bracket

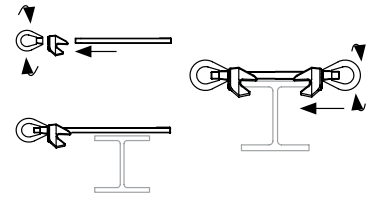
- Designed for clamping onto an I-Beam section
- Suitable for 1/4" - 1/2" flange thickness
- Use with 1/2" threaded rod (not supplied)
- Ideal for use with Cable Strut Kits (page 42)



1.7:1 Safety rating

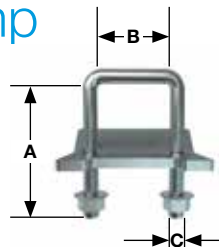
Product code	Flange Thickness (in)	A (in)	B (in)	C (in)	D (in)	Max. SWL (lbs)
GF12-EYENUT	1/4" - 1/2"	1 3/4"	1 7/8"	2 3/16"	1 3/16"	750
GF16-EYENUT	5/16" - 5/8"	2 1/4"	2 7/16"	2 3/16"	1 3/16"	750
GF20-EYENUT	3/8" - 3/4"	2 61/64"	2 41/64"	2 3/16"	1 3/16"	750

Installation

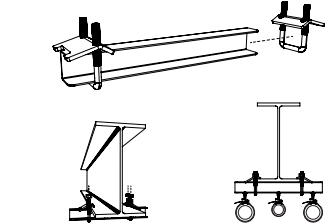


Pipe Bracket Beam Clamp

- Allows brackets to be fixed directly to beams for pipe runs close to the deck
- Suitable for a wide range of flange sizes (up to 1.57")
- Quick and easy installation
- Robust, mild steel construction
- For use with Gripple Pipe Support Bracket (page 49)



Installation

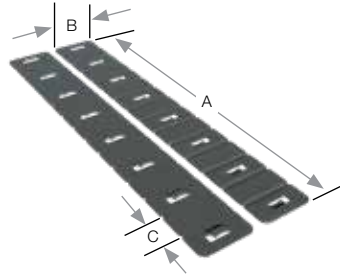


Product code	A	B	C	Load Rating (lbs)
PB-BEAM-CLAMP-2P	3.26"	1.77"	M10	200

Brackets & Attachments

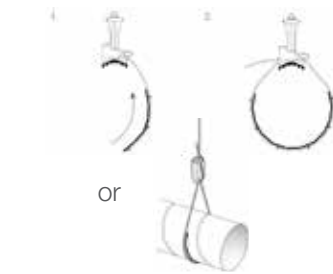
Spreader Band

- Distributes the weight of the suspended service more evenly along the cable
- Snap to length as required; live hinges allow for flexibility of use
- Easily attaches to cable with integrated clips
- Ideal for use with insulation, fabric duct and bundled cable



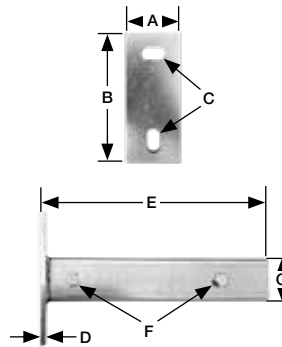
Product code	A (in)	B (in)	C (in)
SPREADER-BAND	12"	2	3/4"

Installation



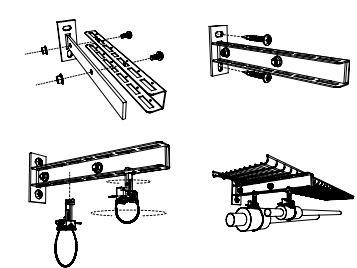
Wall Bracket

- Designed to support piping and/or electrical services when installed cantilevered and parallel to the wall
- Wall Brackets are supplied with Pipe Brackets and Quick Twist Pipe Clamps featuring quarter turn attachment
- Can be bolted directly to soffit or wall




Product code	A (in)	B (in)	C (in)	D (in)	E (in)	F (in)	G (in)
WALL-BRACKET							
3 lengths available	1.96	4.72	Ø 0.49	0.23	9.68	Ø 0.39	1.49
	1.96	4.72	Ø 0.49	0.23	13.62	Ø 0.39	1.49
	1.96	4.72	Ø 0.49	0.23	17.55	Ø 0.39	1.49

Installation



Roundup Plus Saddle

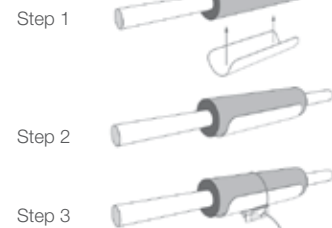
- 180° metal pipe insulation saddle, 22 gauge galvanized steel
- Peel & stick tape secures the saddle to the pipe insulation
- 12" length with various saddle diameters 2" thru 6.5"
- Ideal for use with QT Pipe Clamp, QT Compact Clamp, and Threaded Clamp (pages 48-52)



Product code	A (in)	B (in)
BIS*	12"	X*

* x = Saddle diameter: 2, 2.5, 3, 3.5, 4, 4.5, 5, 5.5, 6.5

Installation

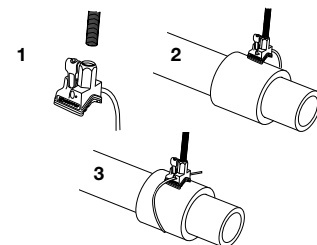


Pipe Insulation Collars

- For use with all Gripple pipe clamps
- Universal - for mild steel, stainless steel, copper and plastic pipes in a range of sizes
- High performance - reduced heat loss & highly moisture resistant
- Temperature range: Calsil 20°F to +1200°F
Armafix -297°C to +221°C
- Thermal conductivity: Calsil 0.40 BTU · in/h ft² · °F
Armafix 0.27 BTU · in/h ft² · °F



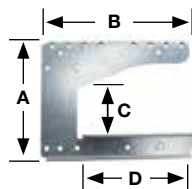
Installation



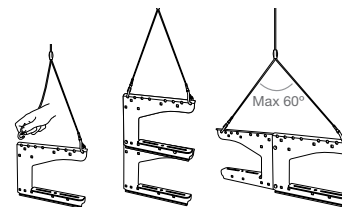
Brackets & Attachments

G-Bracket

- Made for supporting cable tray and basket
- Brackets can be easily joined together either vertically or horizontally with coupling bolts
- Ideal for use with the Y-Fit and Y-Fit Accessory Hangers (page 40)



Installation

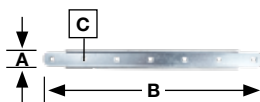


3:1 Safety rating

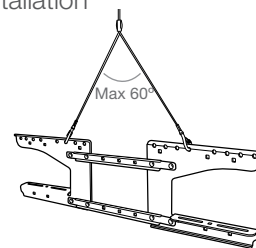
Product code	A (in)	B (in)	C (in)	D (in)	Max. SWL (lbs)
G-BRACKET-100	7 3/4"	6 1/2"	3"	4 3/4"	130
G-BRACKET-200	7 7/8"	10 1/4"	3"	7 7/8"	130
G-BRACKET-300	7 7/8"	14 1/2"	3"	12 5/8"	130

G-Spacer

- Joins two G-Brackets together, either vertically or horizontally allowing a central gap (max. 12 in)
- Links different sizes of G-Bracket together
- Adjustable



Installation

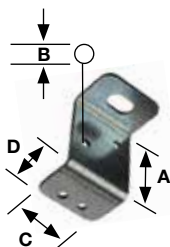


5:1 Safety rating

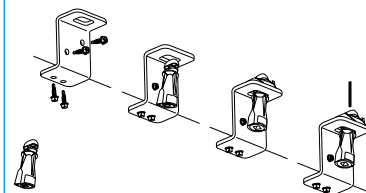
Product code	A (in)	B (in)	C (in)
G-SPACER	1 1/32"	13"	1/4" x 1/4"

Trapeze Bracket

- Easily attached to rectangular ducting with #10 3/4" self-drilling screws
- Replaces the need for threaded rod or duct strap
- Rigid 14 gauge steel thickness with galvanized finish
- Use with No. 2 or No. 3 UniGrip Hanger (page 34)



Installation



5:1 Safety rating

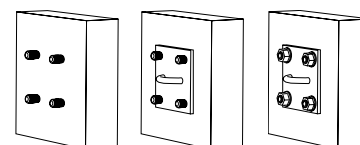
Product code	A (in)	B (in)	C (in)	D (in)	Max. SWL (lbs)
TPZ-BRACKET	1 7/8"	3/16"	1 1/2"	1"	200

Cable Strut Wall Bracket

- 4" x 4" back plate for concrete walls and wooden beams as an attachment point for Cable Strut
- 4 x 7/16" diameter mounting holes
- 2 1/2" hole spacing
- 3/8" ring for easy cable attachment
- Zinc plated finish (minimum 5 μ)



Installation



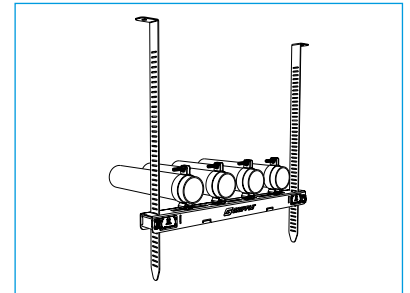
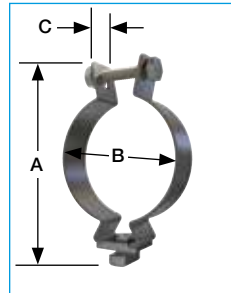
3:1 Safety rating

Product code	A (in)	B (in)	C (in)	D (in)	Max. SWL (lbs)
CAT-BRACKET-4-IN	4"	1 3/4"	2 1/2"	7/16"	750

Brackets & Attachments

Conduit Clamp

- Quarter turn attachment to Fast Trak™ brackets
- No special tools required for installation
- Available in sizes from ½" up to 4"
- Supports rigid and EMT conduit
- Pre-assembled with nut & bolt



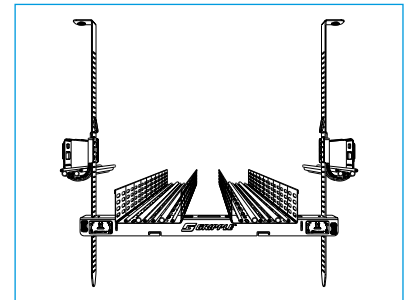
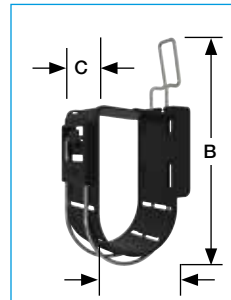
3:1 Safety rating

Product code	A (in)	B (in)	C (in)	Max. SWL (lbs)
FTCC-1IN	2.51"	Ø 0.98"	0.78"	60
FTCC-1.25IN	3.07"	Ø 1.25"	0.78"	75
FTCC-1.5IN	3.18"	Ø 1.49"	0.78"	80
FTCC-1IN	3.77"	Ø 2.00"	0.78"	100
FTCC-1IN	4.17"	Ø 2.48"	0.78"	125
FTCC-1IN	4.68"	Ø 2.99"	0.78"	160
FTCC-1IN	5.15"	Ø 3.46"	0.78"	200
FTCC-1IN	5.51"	Ø 4.01"	0.78"	230

J-Hook

For use in conjunction with Fast Trak™ tracks to support all types of data cables.

- Supports all types of data cables
- Gate 'lock off' that can be re-opened to add additional cables
- High performance, wide base wire design
- Fast connection onto the Fast Trak™
- Can also be used for VRF/condensate pipes



3:1 Safety rating

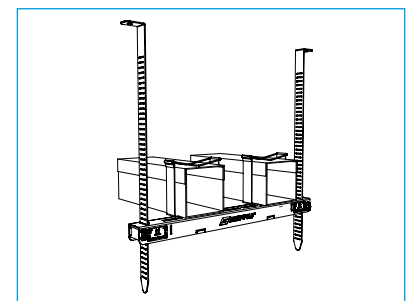
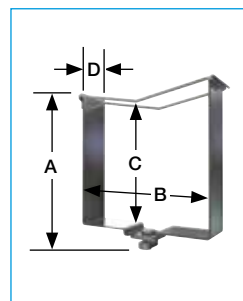
A (in)	B (in)	C (in)
2.51"	Ø 0.98"	0.78"

No. of Cables	
CAT5e/Fiber	90
CAT6	60
CAT6A	30
CAT7	25

Trunking Clamp

Quarter turn attachment to Fast Trak™ bracket for quick installation of trunking.

- No tools or additional fixings required for installation to bracket
- Available in 4 sizes; 2 in. x 2 in., 3 in. x 3 in., 4 in x 4 in., 6 in. x 6 in.
- Integral, hinged latch retains trunking in position
- Suitable for use with PVC and steel trunking

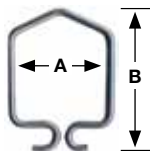


Product code	A (in)	B (in)	C (in)	D (in)
FTCT-50	3.14"	3.11"	1.96"	1.59"
FTCT-75	4.13"	4.05"	2.95"	1.59"
FTCT-100	5.22"	5.07"	3.93"	1.59"
FTCT-150	7.32"	7.04"	5.90"	1.49"

Adapters

Spring Clip

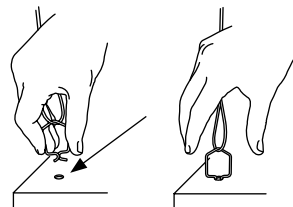
- Used for attaching to top of light fixture with 1/4" hole
- Ideal for use with the Standard Hanger or Express Hanger (page 28-29)



3:1 Safety rating - dependent on material thickness

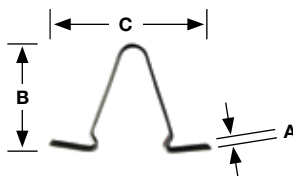
Product code	A (in)	B (in)	Max. SWL (lbs)
CLIP-SPG-68	1"	1 1/2"	66

Installation



LSK Clip

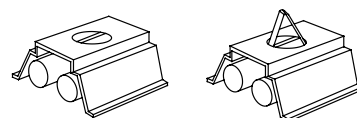
- General purpose clip to support light fittings
- Steel with zinc plated finish
- Designed to fit into 7/8" knockouts on top of light fixtures



3:1 Safety rating

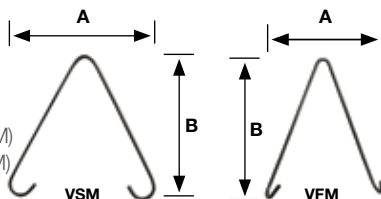
Product code	Hole Ø	A (in)	B (in)	C (in)	Max. SWL (lbs)
CLIP-LSK	7/8"	7/8"	1 3/8"	2"	18

Installation



V-Bracket

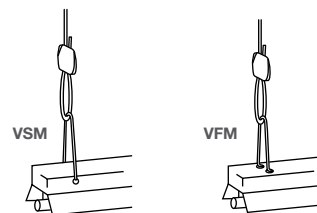
- Fits into mounting holes of light fixtures
- Steel with zinc plated finish
- Side mount bracket for side of light fixture (VSM)
- Front mount bracket for top of light fixture (VFM)



5:1 Safety rating

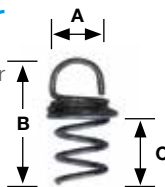
Product code	A (in)	B (in)	Max. SWL (lbs)
BRACKET-VSM	3 1/8"	4 5/8"	30
BRACKET-VFM	2 9/16"	3 7/8"	30

Installation



Acoustic Panel Spring Anchor

- Ideal for use with the Standard Hanger, Angel Hook or Express Hanger
- No tools required for installation
- ASA-S for panels up to 40mm in depth (1 9/16")
- ASA-L for panels up to 70mm in depth (2 3/4")
- Maximum load ratings will vary. Contact Gripple Technical Services for more information



Product Code	A (in)	B (in)	C (in)
ASA-S	5/8"	1 7/8"	1"
ASA-L	1 1/16"	3 7/8"	2 7/8"

Installation



Adapters

T-Bar Twist Clip

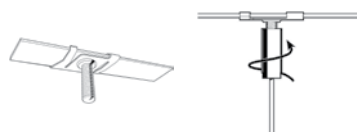
- Ideal for attaching to suspended ceilings
- Integral 1/4" male thread
- Ideal for use with the 1/4" Barrel End Fixing (page 59)
- Suitable for 1" T-Bar



5:1 Safety rating

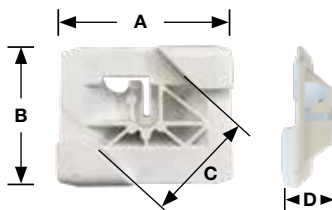
Product code	A	B (in)	C (in)	Max. SWL (lbs)
TBAR-CLIP-Q	1/4"	5/8"	1"	45

Installation



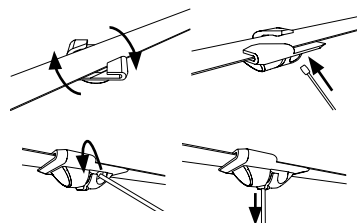
Twist Clip (White)

- Designed for use on 1" T-Bar grid ceilings
- Ideal for use with No. 1 End Stop hanger
- Quick and easy to install - no tools required
- Will not cause damage to the T-Bar grid



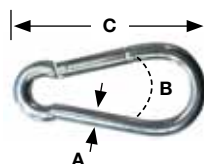
A (in)	B (in)	C (in)	D (in)
1 9/16"	1 1/4"	1"	9/16"

Installation



Karabiner

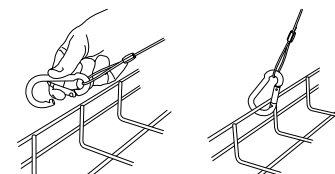
- Versatile fixing, easy to attach and detach
- For use with Loop End Fixing (page 56)
- Available in Stainless Steel



5:1 Safety rating


Product code	A (in)	B (in)	C (in)	Max. SWL (lbs)
KARA-6-60	1/4"	5/16"	2 3/8"	100
KARA-6-60-S	1/4"	5/16"	2 3/8"	100
KARA-8-80	5/16"	1/2"	3 5/32"	200
KARA-8-80-S	5/16"	1/2"	3 5/32"	200

Installation



M6 & M8 Adapter

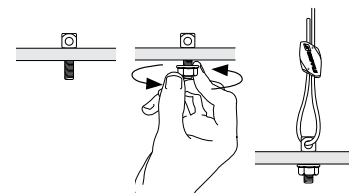
- Ideal for fixing to many services such as light fixtures
- Can be fixed into concrete using a metric Drop-In Anchor (page 70)
- Available in metric threads only



5:1 Safety rating - dependent on material

Product code	A	B (in)	C (in)	D (in)	Max. SWL (lbs)
ADP-M6	M6	1/8"	3/4"	1"	200
ADP-M8	M8	1/4"	1"	1 1/2"	500

Installation




Tools & Finishing Accessories

Cable Cutters

- Hardened, durable jaws
- Two sizes available – pocket size for use up to 1/8" diameter cable, or large, providing greater leverage for up to 1/4" diameter cable

Product code:
CUTTER-GRIPPLE
CUTTER-6MM



Release Keys

- Use for adjusting or releasing the Standard fastener (pre-load)
- Two sizes available – for Gripple hangers No.1- No.3 and Gripple hangers No.4, No.5 and Cable Strut kits. For D3 and D6 use No.1 - No.3 adjustment key.

Product code:
KEY-FLAG
(for sizes No.1 to No.3)
KEY-HF45-LK
(for sizes No.4, No.5 and Cable Strut)



Drop-In Anchor Setting Punch

- Leaves four permanent indents on the anchor to advise correct installation
- Ergonomic handle with hand protection
- Two sizes available to suit 1/4" & 3/8" anchor

Product code:
MAN-PUNCH-1/4
MAN-PUNCH-3/8



Wire Anchor Installation Tool

- Tool securely fits onto the wire anchor to hammer into place

Product code:
WIRE-ANCHOR-TOOL



Tools & Finishing Accessories

Protective Sleaving

- Protective black tubing to prevent contact between dissimilar metals or for aesthetic enhancement
- Ideal for use on No.2 & No.3 cable

Product code:

SLEEVE-2MM-FT

SLEEVE-3MM-FT



Tensioning Tool

- Applies tension easily with the 6:1 gear drive mechanism
- Designed control mechanism to prevent over tensioning
- Compact, easy to handle, operate and carry
- For use with 1/4" Cable Strut kits

Product code:

TOOL-5-4BX-INC



Corner Saddle

- A right angled reinforced molding to prevent cable friction on rectangular ducting
- For use with No. 1-3 cable hanger

Product code:

CORNER-SADDLE



Twister


- Keeps tail wires neat and tidy
- Grey aesthetic finish - blends into background
- For use with No.2 and No.3 cable

Product code:

TWISTER-100BB







Technical

Technical Services	page 82
Hanging at Angles	page 84
Cable Construction & Cross Sections	page 84
Ductwork Hanger Data	page 85
Pipe Support Spacing Data	page 86
Usage Recommendations	page 87
Quality & Approvals	page 87

Overview of Technical Services Department Capabilities

Gripple is a manufacturer of Cable Hanger and Bracing Solutions for all types of suspended services, with our North American headquarters located in Aurora, Illinois, and other locations around the world in the UK, Europe, and India.

Gripple's Technical Services Department is comprised of a dedicated and detail-oriented team of specialists who offer their technical services free of charge to contractors to assist in the bidding process. Simply put, Gripple's Technical Services Department reviews the contractor's drawings and provides the contractor with the recommended Gripple Cable Hanger or Bracing products and quantities for their project.



HVAC, Mechanical, Electrical, and MTO's (Material Take Offs)

Gripple offers a variety of Cable Hanger products for suspending all types of HVAC, Mechanical, Piping, and Electrical services. No matter the service being suspended, or the type of structure you're suspending from, Gripple has a solution.

By deciding to benefit from our complimentary Take Off services, the following process ensures that with little effort, your full project can be prepared for bidding:

1. Engineer/Contractor submits project drawings to your Gripple Territory Manager
2. Gripple Technical Team marks up the drawings with exact requirements (hanger type, spacings and quantity) for all services*
3. Gripple Technical Team generates concise Bill of Materials, and a "no obligation" quote is provided
4. Once order is placed, product is packaged and labelled to specific project requirements (e.g. Level Two, Zone One, Ductwork) to ensure ease of identification and use on-site
5. Product is dispatched to the job site, and installed accordingly by contractor

In addition to the above, your local Gripple Territory Manager can also provide supporting product submittal information and site visits upon commencement of the project.

* We provide our Take Off service for any and all required services on a project basis.



Cable Strut Take Offs

Gripple Cable Strut Kits create secure, overhead spans by running high strength cables horizontally between two attachment points. A C-Clip then twists and locks onto any point along the cable, offering a suspension point for a Gripple Cable Hanger, and giving complete control of horizontal and vertical positioning of the service being suspended. Installed substantially faster and adjusted considerably easier, Cable Strut systems can be used to hang all types of services in places that would otherwise be impossible.

The Gripple Technical Team can offer assistance and recommendations for installations being suspended on Cable Strut with regard to:

- Locations and length of the Cable Strut runs
- Safe Working Loads of the Cable Strut runs
- Intermediate support points
- Number of C-Clip Hangers that can be accommodated
- Expected sag

Contact your
Gripple Territory
Manager regarding
Take Off services
for your project!

Seismic Bracing for Nonstructural Building Components

Gripple provides Seismic Risk Management. We take the liability issues away from you by providing a complete seismic solution – the risk management you need – that encompasses beginning-to-end Engineering services, as well as a full line of Seismic Bracing and Vibration Management products for use in seismic zones or AT/FP (Anti-Terrorism/Force Protection) situations.

The complex and technical nature of seismic bracing requirements, industry regulations, and life-safety issues necessitates a partner like Gripple. We begin by providing you with the following:

- **Complimentary Budget Estimating** – an all-inclusive estimate you can work into your budget that includes (where applicable) Seismic Cable Bracing, Vibration Management products, and Engineering Services.

Should you move ahead with Gripple on your seismic bracing project, we offer you the following Engineering services for an additional fee:

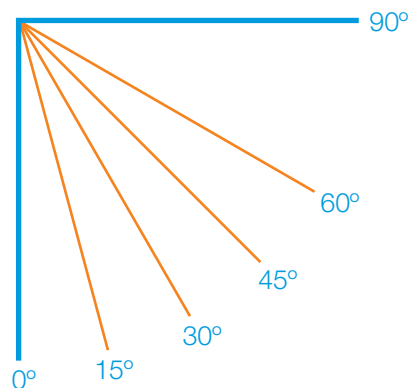
- **PE Stamped Drawings** - noting the proper location of Gripple Seismic Cable Bracing and Vibration Management products, per the scope of the project.
- **BIM Modeling and Clash Detection** - provided as required by design scope. Includes 2D, 3D, AutoCAD, and/or REVIT.
- **Coordination and Site Reviews** - with Structural Engineer and Gripple to ensure proper installation of Gripple products.



Hanging at Angles

The load rating for a Gripple Hanger is based on the suspension being hung vertically. If the cable is at an angle, an additional sideways force is applied which increases the load on the suspension. The net effect is shown in the table below.

Hanger size	Maximum load (lbs) at an angle from vertical				
	0°	15°	30°	45°	60°
No.1	25	24	21	17	12
No.2	100	96	86	70	50
No.3	200	192	172	140	100
No.4	495	475	425	346	247
No.5	715	686	614	500	357
Load %	100	96	86	70	50




For Gripple hanger, hung at an angle in excess of 60° from vertical, contact Gripple Technical Services.

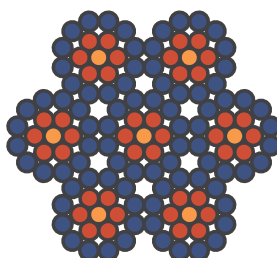
Cable Construction & Cross Sections

The cable used within our product ranges is galvanized high tensile steel cable, manufactured in accordance with the norm EN 12385.


Cable size	Diameter (in)	Construction
No.1	1/16"	7 x 7 or 1 x 19
No.2	5/64"	7 x 7 or 1 x 19
No.3	1/8"	7 x 7 or 1 x 19
No.4	3/16"	7 x 19
No.5	1/4"	7 x 19



7 x 7 (6/1)



7 x 19 (12/6/1)



1 x 19 (12/6/1)

Ductwork Hanger Data

Rectangular duct (unlined), based on 8' hanging space and two hanger method.

Rect. Duct size (height + width)	Weight / ft.		Weight / 8 ft.	Gripple Hanger Size Needed (2 per 8ft.) *	Safety Factor
	20 Gauge	22 Gauge			
80 x 20"	28.10	--	224.80	3	8:1
70 x 24"	26.44	--	211.52	3	9:1
66 x 24"	25.34	--	202.72	3	9:1
50 x 20"	19.82	--	158.56	2	12:1
40 x 22"	19.27	--	154.16	2	12:1
36 x 18"	--	13.08	104.64	2	9:1
24 x 12"	--	8.86	70.88	2	14:1
16 x 16"	--	7.92	63.36	2	15:1
14 x 10"	--	6.05	48.40	2	20:1
12 x 6"	--	4.64	37.12	2	26:1
10 x 6"	--	4.17	33.36	2	29:1
8 x 6"	--	4.17	33.36	2	29:1

*No.2 Gripple = 100 lbs SWL per hanger, 5:1 safety factor

No.3 Gripple = 200 lbs SWL per hanger, 5:1 safety factor

Spiral duct, single wall, based on 10' hanging space.

Diameter	Circumference	Gripple Hanger Size		
		26 Gauge	24 Gauge	22 Gauge
12"	3' 2"	2	2	2
16"	4' 2"	2	2	2
20"	5' 3"	2	2	2
24"	6' 3"	2	2	2
28"	7' 4"	2	2	3
32"	8' 5"	2	3	3
36"	9' 5"	2	3	3
40"	10' 6"	3	3	3
44"	11' 6"	3	3	3
48"	12' 7"	3	3	3
52"	13' 7"	3	3	4
56"	14' 8"	3	3	4
60"	15' 8"	3	4	4

Spiral duct, double wall, based on 10' hanging space.

Inside diameter (in)	Outside gauge	Inside gauge	Wt/Ft (lbs)	Gripple size
12"	26	26	8.0	2
16"	24	24	11.0	3
20"	24	24	13.4	3
24"	24	24	18.0	3
28"	22	24	22.3	4
32"	22	24	25.2	4
36"	20	22	31.2	4
40"	20	22	36.7	4
44"	20	22	40.2	4
48"	20	22	43.8	4
52"	18	20	56.2	5
56"	18	20	60.8	5

Please note, calculations do not take into account weight of connectors.

Hanger length charts

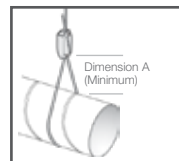
Standard hanging (for spiral duct 36" and smaller)

Duct size (diameter)	Dim. A (minimum)	Gripple cable length needed (ft)						
		Elevation from roof to top of duct						
		5'	8'	10'	12'	15'	18'	20'
12"	6"	10'	15'	15'	20'	20'	25'	25'
14"	7"	10'	15'	15'	20'	20'	25'	25'
16"	8"	10'	15'	15'	20'	20'	25'	25'
18"	9"	10'	15'	15'	20'	20'	25'	25'
20"	10"	15'	15'	20'	20'	25'	25'	30'
22"	11"	15'	15'	20'	20'	25'	25'	30'
24"	12"	15'	15'	20'	20'	25'	25'	30'
26"	13"	15'	15'	20'	20'	25'	25'	30'
28"	14"	15'	20'	20'	20'	25'	30'	30'
30"	15"	15'	20'	20'	20'	25'	30'	30'
32"	16"	15'	20'	20'	25'	25'	30'	30'
34"	17"	15'	20'	20'	25'	25'	30'	30'
36"	18"	20'	20'	25'	25'	30'	30'	35'

Cradle hanging (for spiral duct larger than 36").

Duct size (diameter)	Gripple cable length needed (ft)						
	Elevation from roof to top of duct						
	5'	8'	10'	12'	15'	18'	20'
36"	20'	30'	30'	35'	40'	50'	50'
38"	20'	30'	30'	35'	40'	50'	50'
40"	25'	30'	35'	35'	45'	50'	55'
44"	25'	30'	35'	40'	45'	50'	55'
46"	25'	30'	35'	40'	45'	50'	55'
48"	25'	30'	35'	40'	45'	50'	55'
50"	25'	30'	35'	40'	45'	50'	55'
52"	25'	30'	35'	40'	45'	50'	55'
56"	25'	35'	35'	40'	45'	55'	55'
60"	30'	35'	40'	40'	50'	55'	56'

- All hangers are available in 5', 10', 15', 20' and 30' standard lengths
- Lengths rounded up to nearest 5 ft increment
- Size of cable hanger (No.1 - No.5) will be based on weight of duct and hanger spacing
- Allow spacing equal to 1/2 of duct diameter between the Gripple fastener and duct (Dim. A)



- All hangers are available in 5', 10', 15', 20' and 30' standard lengths
- Lengths rounded up to nearest 5 ft increment
- Size of cable hanger (No.1 - No.5) will be based on weight of duct and hanger spacing
- Duct larger than 36" should be hung in 'cradle' fashion, with the hanger secured at two points to the roof / ceiling and the cable supporting the duct underneath



Pipe Support Spacing Data

Recommended minimum support spacing for pipe brackets and equivalent load per clamp when brackets are spaced as recommended:

Copper tube	Tube size (NPS)	Actual outside diameter		Tube weight per foot	Water weight per foot	Total weight per foot Tube & Water	Tube support spacing for horizontal runs (ref. MSS SP-58)	Weight per clamp at recommended support spacing
ASTM B88 (Type K)	inches	inches		lb/ft	lb/ft	lb/ft	ft	lb
	1/2	5/8	0.625	0.344	0.095	0.44	5.0	2.2
	5/8	3/4	0.750	0.418	0.145	0.56	5.0	2.8
	3/4	7/8	0.875	0.641	0.189	0.83	5.0	4.1
	1	1 1/8	1.125	0.837	0.337	1.17	6.0	7.0
	1 1/4	1 3/8	1.375	1.040	0.528	1.57	7.0	11.0
	1 1/2	1 5/8	1.625	1.360	0.746	2.11	8.0	16.9
	2	2 1/8	2.125	2.060	1.306	3.37	8.0	26.9
	2 1/2	2 5/8	2.625	2.920	2.018	4.94	9.0	44.4
	3	3 1/8	3.125	4.000	2.876	6.88	10.0	68.8
	3 1/2	3 5/8	3.625	5.120	3.900	9.02	11.0	99.2

Steel Pipe	Tube size (NPS)	Actual outside diameter		Tube weight per foot	Water weight per foot	Total weight per foot Tube & Water	Tube support spacing for horizontal runs (ref. MSS SP-58)	Weight per clamp at recommended support spacing
ANSI Schedule 40	inches	inches		lb/ft	lb/ft	lb/ft	ft	lb
	1/2		0.84	0.85	0.131	0.98	7.0	6.9
	3/4		1.05	1.13	0.234	1.36	7.0	9.6
	1		1.32	1.68	0.382	2.06	7.0	14.4
	1 1/4		1.66	2.27	0.648	2.92	7.0	20.4
	1 1/2		1.9	2.72	0.871	3.59	9.0	32.3
	2		2.38	3.65	1.472	5.12	10.0	51.2
	2 1/2		2.88	5.79	2.093	7.88	11.0	86.7
	3		3.5	7.58	3.187	10.77	9.0 (12)	96.9
	4		4.50	10.79	5.510	16.30	9.0 (14)	146.7
	6		6.63	18.97	12.510	31.48	9.0 (17)	283.3

Usage Recommendations

Failure to comply with these recommendations may result in product malfunction and possible damage to property or person and will invalidate the Gripple guarantee. Gripple products are guaranteed to be free from defects in materials and workmanship in accordance with our terms and conditions. No other warranty, whether express or implied, including any warranty of merchantability or fitness for purpose shall exist in connection with the sale or use of any Gripple product.

Full technical information and installation instructions should be obtained directly from Gripple Inc., or via the website www.gripple.com.

Please adhere to the following usage recommendations:



Loads

Always operate the product within its stated Safe Working Load range.



Cable

Always use the Gripple fastener supplied with Gripple cable. Never use on coated cable or other cable. Trim any damaged filaments with the cable cutter before use.



Lifting

Do not use for lifting, either by crane or as part of a pulley system. Suspend static loads only.



Environment

Do not use in chlorinated or chemically corrosive atmospheres. Standard hangers are for use in dry and air conditioned environments only. Stainless steel hangers should be considered for high to saturated humid environments after validation by a competent person. Not suitable for swimming pool environments.



Installation

Do not walk or stand on the Gripple product installation unless expressly designed for this purpose.



Painting

Do not paint the cable or fastener prior to installation. Ensure that the hanger is in its final position prior to applying any paint to the cable assembly. Do not move the fastener after painting.



Impact

If there is potential for impact on the cable suspension or suspended services, seek advice from Gripple Technical Services prior to installation.



Lubrication

Do not apply oil or any other lubricant to the cable fastener, or any other part of the assembly.



Hanging at an Angle to Vertical

Ensure that the load calculation considers the effect of 'side load'. For example, at an angle of 60° to vertical, the SWL is effectively reduced by 50%.



Ducting: When installing included angle teardrop hangers on round/spiral ducting or pipes, the final included angle of the assembly should not exceed 60°.



Y-Fit: Legs on Y-Fit not to be installed greater than 60°.



Joining

Never join two ends together in-line.

Quality & Approvals

Gripple UK is ISO 9001:2008 and ISO 14001 certified. Gripple products meet the highest standards of quality, with the lowest environmental impact. Gripple products hold the following approvals, certifications, and verifications:



Gripple's policy is one of continuous development and innovation. We therefore reserve the right to alter specifications, etc. without notice.

www.gripple.com
grippleinc@gripple.com



Gripple Inc

1611 Emily Lane
Aurora
Illinois 60502
USA

T | +1 866 474 7753
F | +1 800 654 0689
E | grippleinc@gripple.com

Gripple Canada Inc

7015 Ordan Drive
Unit #15 Mississauga
Ontario L5T 1Y2
CAN

T | +1 905 458 8700
F | +1 800 654 0689
E | CAinc@gripple.com

Gripple Ltd (Headquarters)

The Old West Gun Works
Savile Street East
Sheffield S4 7UQ
UK

T | +44 (0) 800 018 4264
F | +44 (0) 114 275 1155
E | info@gripple.com

Gripple Europe SARL

1, rue du commerce
BP 37
67211 Obernai Cedex
France

T | +33 (0)3 88 95 44 95
F | +33 (0)3 88 95 08 78
E | frinfo@gripple.com

Gripple India

B 95/2
Naraina Industrial Area
Phase I
New Delhi-110028

T | +91 11-40582703
F | +91 11-40582703
E | ininfo@gripple.com

BROC-BUS-US-PG

Published June 2019

Please refer to www.gripple.com for
the most up to date user advice and
product information.

WE ARE SOCIAL
FOLLOW OUR UPDATES



© 2019 Gripple

Gripple is a registered trademark of Gripple Limited.

Company registered in England No. 1772901, VAT Reg No. GB 600 1951 88