

# Conduit Clamp



## Accessory

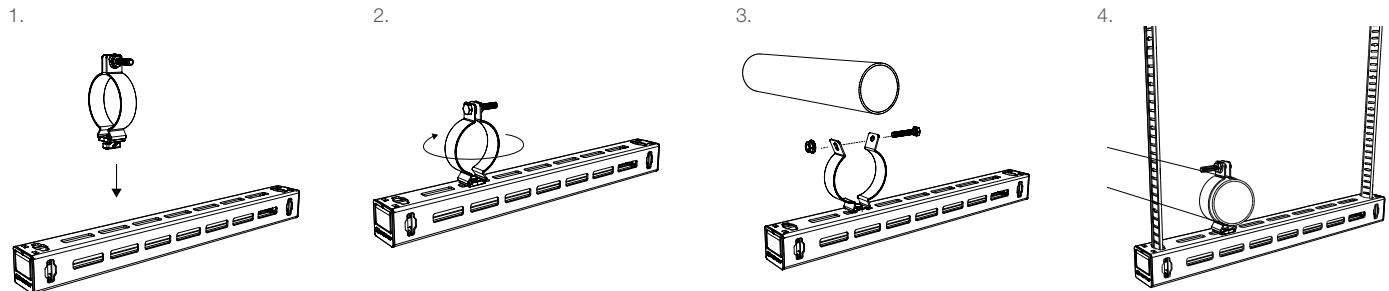
Quarter turn attachment to Grippler Universal Brackets and Fast Trak™ for quick installation of conduit.

## FEATURES / BENEFITS

- **Quick** - quarter turn attachment to Grippler brackets and Fast Trak™
- **Simple** - no specialist tools required for installation
- **Versatile** - available in sizes from 3/4" to 3 1/2"
- **Compatible** - Supports rigid metal conduit and EMT
- **Ready-to-use** - pre-assembled with nut & bolt

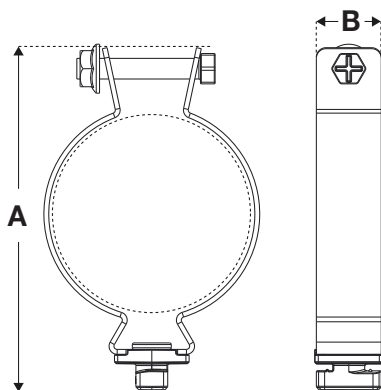


## INSTALLATION & ADJUSTMENT




Not to be used underneath the bracket or with the bracket mounted vertically.

## SPECIFICATION



Product	A		B		RMC Sizes	EMT Sizes
	in	mm	in	mm	in	in
FTCC-0.75IN	2 1/2	64	13/16	20	3/4	3/4
FTCC-1IN	3 1/16	78	13/16	20	1	1
FTCC-1.25IN	3 3/16	81	13/16	20	1	1 1/4
FTCC-1.5IN	3 11/16	94	13/16	20	1 1/2	1 1/2
FTCC-2IN	4 3/16	106	13/16	20	2	2
FTCC-2.5IN	4 11/16	119	13/16	20	2 1/2	2 1/2
FTCC-3IN	5 3/16	131	13/16	20	3	3
FTCC-3.5IN	5 11/16	145	13/16	20	3 1/2	3 1/2

## RELATED PRODUCTS



For more options on related products please contact us or visit [www.grippler.com](http://www.grippler.com)

## SUBMITTAL INFORMATION

### Safe Working Load

**0.75IN** 60 lb / 27 kg    **1IN** 75 lb / 34 kg  
**1.25IN** 80 kg / 36 kg    **1.5IN** 100 lb / 45 kg  
**2IN** 125 lb / 57 kg    **2.5IN** 160 lb / 73 kg  
**3IN** 200 lb / 91 kg    **3.5IN** 330 lb / 150 kg

All with 3:1 safety factor

### Material:

Clamp Base - ZN2  
 Clamp Rivet - MS 20/24 TPSI  
 Pipe Band - Q235