

TCI -Threaded Concrete Insert (Wood Form)



Cast-in-place concrete insert for the attachment of threaded rod below wooden deck.

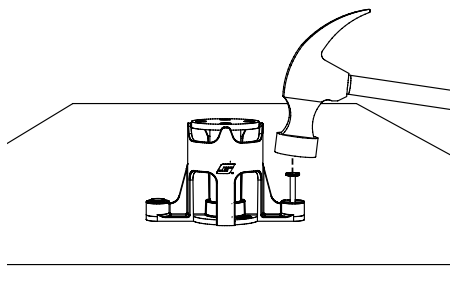
FEATURES / BENEFITS

- **Simple** – allows the specification and stocking of one insert for a project with limited requirements, simplifying procurement
- **Robust** – low profile design aids impact protection; insert doesn't displace when kicked or knocked on site
- **Compatible** – Available for both 3/8" and 1/2" threaded rod
- **Strong** – up to 1350 lb / 612 kg safe working load
- **Optimised** – increased surface area allowing for more contact with concrete increasing the load
- **Secure** – four holes in the anchor design eliminates rotational movement when concrete is set
- **Safe** – works with the Wood Form Installation Tool* for a safer, faster installation

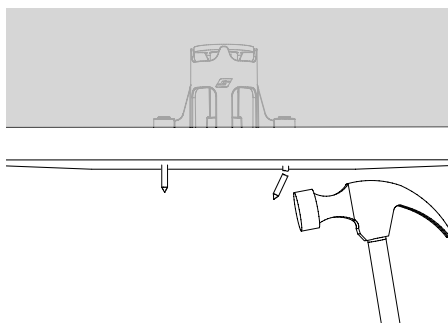


INSTALLATION

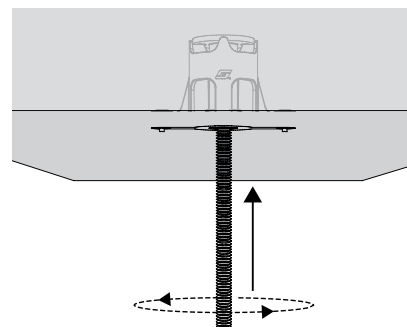
1.



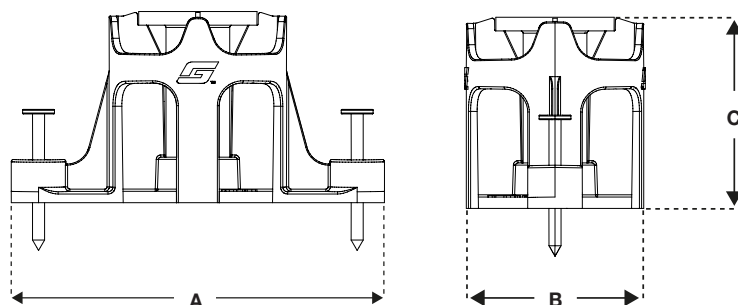
2.



3.



SPECIFICATION




Dimension	inches / mm	
	3/8" thread	1/2" thread
A	3 1/4 in / 82 mm	3 1/4 in / 82 mm
B	1 1/2 in / 39 mm	1 1/2 in / 39 mm
C	1 5/8 in / 42 mm	2 in / 51 mm

AVAILABLE ACCESSORIES



Wood Form Installation Tool*
*for use with TCI 3/8" only



Stud End
Fixing

For more options on available accessories
please contact us or visit www.grippler.com

SUBMITTAL INFORMATION

Material:

Body - PP

Anchor - BS3111 Type 0 Mild Steel

Nail - Q235 steel with Electro galvanized coating

Plating - Bright Nickel Plating (BS 4758)

Sizes Available:

3/8" up to 730 lb / 331 kg with a 4:1 safety factor

1/2" up to 1350 lb / 612 kg with a 4:1 safety factor