

Wedge Nut



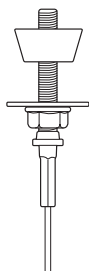
Designed to lock quickly and securely into the re-entrant channel of decking profiles, creating a hanger for a variety of mechanical and electrical services.

PRODUCT INFORMATION

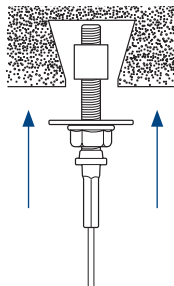
- Fitted easily and securely by hand, no tools required
- Adjustable and removable, easy to position
- Ideal for use with the Stud end fixing or may also be supplied as a complete end fixing
- The Wedge Nut must be locked into place using a nut and washer, or similar locking method (if using a washer, the diameter must exceed that of the channel entrance in order to create a secure installation)
- Load ratings are dependent on the capacity of the concrete slab, which must be checked in accordance with the decking manufacturer's guidelines (overall responsibility lies with the installer)



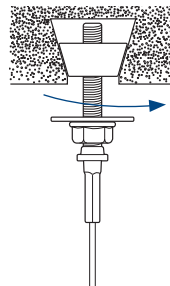
INSTALLATION



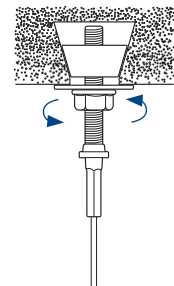
Step 1 – Attach washer, Wedge Nut and nut onto the Stud end fixing or adaptor.



Step 2 – Insert Wedge Nut into the decking channel




Step 3 – Rotate the Wedge Nut 90° to lock into the channel



Step 4 – Tighten the nut and washer to the decking surface to secure the installation

PRODUCT DIMENSIONS



SWL 3:1

Product code	A	B (mm)	Max SWL (kg)
WEDGE8-25	M8	25	200

IMPORTANT INFORMATION

1. Construction materials and conditions vary on different sites. If it is suspected that the base material has insufficient strength to achieve a suitable fixing, contact GripplE Ltd. The responsibility for judgement of base material strength lies with the installer, and not with GripplE Ltd.
2. The information and recommendations given herein are believed to be correct at time of writing. The data has been obtained from tests done under laboratory, or other controlled conditions and it is the users responsibility to use the data given in light of conditions on site, taking account of the intended use of the products concerned.
3. Whilst GripplE Ltd can give general guidance and advice, the nature of GripplE products means that the ultimate responsibility for selecting the correct product for a particular application must lie with the customer.
4. All products must be used, handled and applied in accordance with current product instructions and manufacturers recommendations for use, published by GripplE Ltd.
5. GripplE's policy is one of continuous development and innovation. We therefore reserve the right to alter specifications, etc. without notice.