

# Eyelog Screw



The Eyelog Ceiling Screw is for suspending ceilings and for other acoustic applications, to be attached to wood and sheet steel. NOT suitable for use in chlorinated / swimming pool environments.

## APPLICATION / MATERIAL SPECS


For suspending ceilings and for other acoustic applications. Attaches to wood and sheet steel. For use with No.1 and No. 2 Gripple hanger kits.\*

### MATERIAL

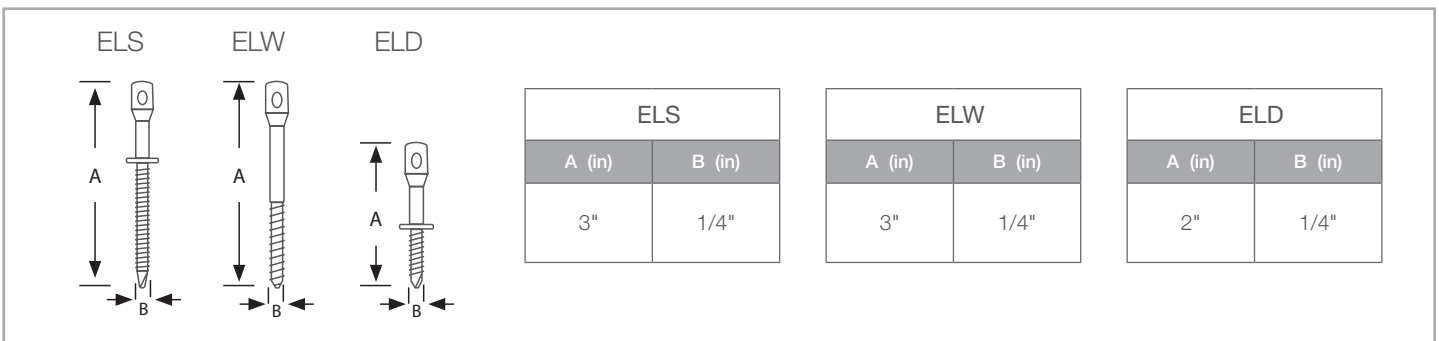
Zinc plated, carbon steel

\* Refer to fastener load ratings and safety factors.

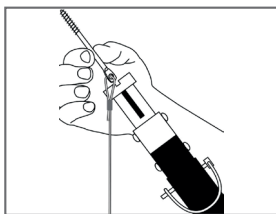
## EYELAG



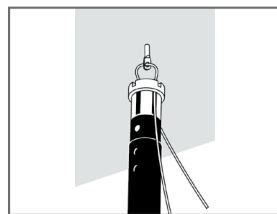
## SIZE SPECS




## INSTALLATION



Insert the Eyelog screw into top slot on installation tool.



Firmly place Eyelog screw against ceiling structure. Securely screw Eyelog into structure



Pull down and remove tool.

## INSTALLATION TOOL



SUB-EYELAG-US

[www.gripple.com](http://www.gripple.com)

Gripple's policy is one of continuous development and innovation. We therefore reserve the right to alter specifications, etc. without notice.



Gripple Inc | 1611 Emily Lane | Aurora, IL 60502 | USA

Tel +1 866 474 7753 Fax +1 800 654 0689 Email [grippleinc@gripple.com](mailto:grippleinc@gripple.com)